


RV3T4-65D-R5VB-V2



16-port sector antenna, 2x 698–960, 6x 1710–2690MHz, 65° HPBW, and 8x 2300–2690MHz, 80° HPBW, 5x RET

- Combination of Penta-Band antenna and 2.4/2.6 GHz 8T8R beam forming antenna
- Beamforming array utilizes MQs cluster connectors
- Optimized for Software Defined Split Six Sector applications on 2.4/2.6 GHz
- Antenna with tilt scale indicators and integrated pluggable RET

General Specifications

Antenna Type	Sector and beamforming
Band	Multiband
Calibration Connector Interface	MQ5 Male
Calibration Connector Quantity	1
Color	Light Gray (RAL 7035)
Grounding Type	RF connector inner conductor and body grounded to reflector and mounting bracket
Performance Note	Outdoor usage
Radome Material	Fiberglass, UV resistant
Radiator Material	Low loss circuit board
Reflector Material	Aluminum
RF Connector Interface	7-16 DIN Female MQ4 Male MQ5 Male
RF Connector Location	Bottom
RF Connector Quantity, mid band	14
RF Connector Quantity, low band	2
RF Connector Quantity, total	16

Remote Electrical Tilt (RET) Information

RET Hardware	CommRET v2
RET Interface	8-pin DIN Female 8-pin DIN Male
RET Interface, quantity	1 female 1 male
Input Voltage	10–30 Vdc
Internal RET	Low band (1) Mid band (4)
Power Consumption, active state, maximum	10 W

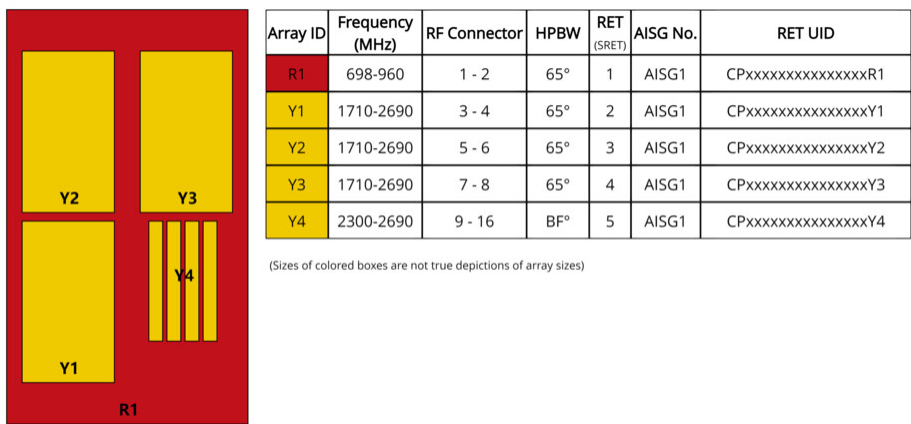
RV3T4-65D-R5VB-V2

Power Consumption, idle state, maximum	2 W
Protocol	3GPP/AISG 2.0 (Single RET)

Dimensions


Width	397 mm 15.63 in
Depth	197 mm 7.756 in
Length	2647 mm 104.213 in
Net Weight, antenna only	28.5 kg 62.832 lb

Array Layout



Port Configuration

RV3T4-65D-R5VB-V2



Electrical Specifications

Impedance	50 ohm
Operating Frequency Band	1710 – 2690 MHz 2300 – 2690 MHz 698 – 960 MHz
Polarization	±45°
Total Input Power, maximum	900 W

Electrical Specifications

	R1	R1	R1	Y1-Y3	Y1-Y3	Y1-Y3	Y1-Y3	Y1-Y3
Frequency Band, MHz	698–806	790–894	880–960	1710–1880	1850–1990	1920–2170	2300–2400	2490–2690
RF Port	1,2	1,2	1,2	3-8	3-8	3-8	3-8	3-8
Gain, dBi	17	17.4	17.4	17	17.2	17.6	18.2	18.6
Beamwidth, Horizontal, degrees	62	64	68	65	66	66	62	55
Beamwidth, Vertical, degrees	8.4	7.8	7.5	7.5	7.2	6.8	6.1	5.6
Beam Tilt, degrees	2–12	2–12	2–12	2–12	2–12	2–12	2–12	2–12
USLS (First Lobe), dB	16	17	17	15	16	15	16	17
Front-to-Back Ratio, Copolarization 180° ± 30°, dB	24	30	33	28	28	30	31	29

RV3T4-65D-R5VB-V2

CPR at Boresight, dB	21	24	20	22	21	23	26	23
Isolation, Cross Polarization, dB	26	26	26	28	28	28	28	28
Isolation, Inter-band, dB	28	28	28	28	28	28	28	28
VSWR Return loss, dB	1.5 14.0	1.5 14.0	1.5 14.0	1.5 14.0	1.5 14.0	1.5 14.0	1.5 14.0	1.5 14.0
PIM, 3rd Order, 2 x 20 W, dBc	-150	-150	-150	-150	-150	-150	-150	-150
Input Power per Port, maximum, watts	250	250	250	200	200	200	200	200

Electrical Specifications

	Y4	Y4
Frequency Band, MHz	2300–2400	2490–2690
RF Port	9-16	9-16
Gain, dBi	16.3	16.7
Beamwidth, Horizontal, degrees	83	79
Beamwidth, Vertical, degrees	5.9	5.5
Beam Tilt, degrees	2–12	2–12
USLS (First Lobe), dB	16	17
Front-to-Back Ratio, Copolarization 180° ± 30°, dB	25	26
Coupling level, Amp, Antenna port to Cal port, dB	26	26
Coupling level, max Amp Δ, Antenna port to Cal port, dB	±2	±2
Coupler, max Amp Δ, Antenna port to Cal port, dB	1	1
Coupler, max Phase Δ, Antenna port to Cal port, degrees	9	9
CPR at Boresight, dB	19	18
Isolation, Cross Polarization, dB	25	25
Isolation, Inter-band, dB	25	25
VSWR Return loss, dB	1.5 14.0	1.5 14.0
Input Power per Port, maximum, watts	50	50

Electrical Specifications, Broadcast 65°

RV3T4-65D-R5VB-V2

Frequency Band, MHz	2300–2400	2490–2690
Gain, dBi	17.8	18
Beamwidth, Horizontal at 3 dB, degrees	65	65
Beamwidth, Vertical, degrees	6	5.5
CPR at Boresight, dB	23	18
USLS (First Lobe), dB	22	21

Electrical Specifications, Service Beam

Frequency Band, MHz	2300–2400	2490–2690
Steered 0° Gain, dBi	21.4	21.6
Steered 0° Beamwidth, Horizontal, degrees	24	22
Steered 0° Horizontal Sidelobe, dB	13	12
Steered 0° USLS (First Lobe), dB	19	21
Steered 30° Gain, dBi	19.9	20.2
Steered 30° Beamwidth, Horizontal, degrees	27	24

Electrical Specifications, Soft Split

Frequency Band, MHz	2300–2400	2490–2690
Gain, dBi	20	20.2
Beamwidth, Horizontal, degrees	30	26
USLS (First Lobe), dB	19	20

Mechanical Specifications

Wind Loading @ Velocity, frontal	864.0 N @ 150 km/h (194.2 lbf @ 150 km/h)
Wind Loading @ Velocity, lateral	398.0 N @ 150 km/h (89.5 lbf @ 150 km/h)
Wind Loading @ Velocity, rear	373.0 N @ 150 km/h (83.9 lbf @ 150 km/h)
Wind Speed, maximum	200 km/h (124 mph)

Packaging and Weights

Width, packed	492 mm 19.37 in
Depth, packed	317 mm 12.48 in

RV3T4-65D-R5VB-V2

Length, packed	2847 mm 112.087 in
Weight, gross	41.5 kg 91.492 lb

Regulatory Compliance/Certifications

Agency	Classification
CHINA-ROHS	Below maximum concentration value
ISO 9001:2015	Designed, manufactured and/or distributed under this quality management system
REACH-SVHC	Compliant as per SVHC revision on www.andrew.com/ProductCompliance
ROHS	Compliant
UK-ROHS	Compliant



Included Products

BSAMNT-B95-03	–	Wide Profile Antenna Downtilt Mounting Kit for 2.4 - 4.5 in (60 - 115 mm) OD round members. Kit contains one scissor top bracket set and one bottom bracket set.
---------------	---	------------------------------------------------------------------------------------------------------------------------------------------------------------------

* Footnotes

Performance Note	Severe environmental conditions may degrade optimum performance
------------------	-----------------------------------------------------------------

BSAMNT-B95-03



Wide Profile Antenna Downtilt Mounting Kit for 2.4 - 4.5 in (60 - 115 mm) OD round members. Kit contains one scissor top bracket set and one bottom bracket set.

Product Classification

Product Type Downtilt mounting kit

General Specifications

Application Outdoor

Color Silver

Dimensions

Compatible Diameter, maximum 114.3 mm | 4.5 in

Compatible Diameter, minimum 61 mm | 2.402 in

Weight, net 4.5 kg | 9.921 lb

Material Specifications

Material Type Galvanized steel

Packaging and Weights

Included Brackets | Hardware

Packaging quantity 2

Regulatory Compliance/Certifications

Agency	Classification
CE	Compliant with the relevant CE product directives
ISO 9001:2015	Designed, manufactured and/or distributed under this quality management system

