


NHH-65C-R3BD



6-port sector antenna, 2x 698-894 and 4x 1695–2360 MHz, 65° HPBW, 3x RETs and 2x SBTs.

- Internal SBT on low and mid band allow remote RET control from the radio over the RF jumper cable
- Separate RS-485 RET input/output for low and mid band
- Interleaved dipole technology providing for attractive, low wind load mechanical package
- Two LB RET and one MB RET. Both mid bands are controlled by one RET to ensure same tilt level for 4x MIMO
- The low band array is internally diplexed for an independent tilt at 700 MHz and 850 MHz

General Specifications

Antenna Type	Sector with internal RET and bias tee
Band	Multiband
Color	Light Gray (RAL 7035)
Grounding Type	RF connector inner conductor and body grounded to reflector and mounting bracket
Performance Note	Outdoor usage
Radome Material	Fiberglass, UV resistant
Radiator Material	Low loss circuit board
Reflector Material	Aluminum
RF Connector Interface	4.3-10 Female
RF Connector Location	Bottom
RF Connector Quantity, mid band	4
RF Connector Quantity, low band	2
RF Connector Quantity, total	6

Remote Electrical Tilt (RET) Information

RET Hardware	CommRET v2
RET Interface	8-pin DIN Female 8-pin DIN Male
RET Interface, quantity	2 female 2 male
Input Voltage	10–30 Vdc
Internal Bias Tee	Port 1 Port 3
Internal RET	Low band (2) Mid band (1)


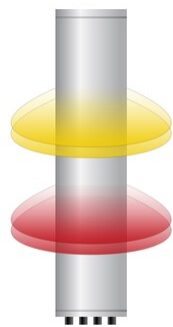
NHH-65C-R3BD

Power Consumption, active state, maximum	10 W
Power Consumption, idle state, maximum	2 W
Protocol	3GPP/AISG 2.0

Dimensions

Width	350 mm 13.78 in
Depth	208 mm 8.189 in
Length	2438 mm 95.984 in
Net Weight, antenna only	35.6 kg 78.484 lb

Array Layout




Array ID	Frequency (MHz)	RF Connector	RET (SRET)	AISG No.	SBT RF PORT	SBT No.	RET UID
R1	698-798	1 - 2	1	AISG1	1	1	CPxxxxxxxxxxxxxxR1
R2	824-894	1 - 2	2	AISG1	1	1	CPxxxxxxxxxxxxxxR2
Y1	1695-2360	3 - 4	3	AISG2	3	2	CPxxxxxxxxxxxxxxY1
Y2	1695-2360	5 - 6					

(Sizes of colored boxes are not true depictions of array sizes)

Port Configuration

NHH-65C-R3BD



Electrical Specifications

Impedance	50 ohm
Operating Frequency Band	1695 – 2360 MHz 698 – 798 MHz 824 – 894 MHz
Polarization	±45°
Total Input Power, maximum	800 W @ 50 °C

Electrical Specifications

	R1	R2	Y1,Y2	Y1,Y2	Y1,Y2	Y1,Y2
Frequency Band, MHz	698–798	824–894	1695–1880	1850–1990	1920–2200	2200–2360
RF Port	1,2	1,2	3,4,5,6	3,4,5,6	3,4,5,6	3,4,5,6
Gain, dBi	15.5	15.7	18.1	18.6	18.6	18.7
Beamwidth, Horizontal, degrees	64	61	62	58	61	69
Beamwidth, Vertical, degrees	9.1	7.8	5.5	5.1	4.8	4.5
Beam Tilt, degrees	0–11	0–11	0–10	0–10	0–10	0–10
USLS (First Lobe), dB	20	15	17	19	20	20
Front-to-Back Ratio at 180°, dB	34	37	32	36	36	35
Isolation, Cross Polarization,	25	25	25	25	25	25

NHH-65C-R3BD

dB						
Isolation, Inter-band, dB	28	28	25	25	25	25
VSWR Return loss, dB	1.5 14.0	1.5 14.0	1.5 14.0	1.5 14.0	1.5 14.0	1.5 14.0
PIM, 3rd Order, 2 x 20 W, dBc	-153	-153	-153	-153	-153	-153
Input Power per Port at 50°C, maximum, watts	150	150	250	250	250	200

Mechanical Specifications

Wind Loading @ Velocity, frontal	425.0 N @ 150 km/h (95.5 lbf @ 150 km/h)
Wind Loading @ Velocity, lateral	361.0 N @ 150 km/h (81.2 lbf @ 150 km/h)
Wind Loading @ Velocity, maximum	900.0 N @ 150 km/h (202.3 lbf @ 150 km/h)
Wind Loading @ Velocity, rear	451.0 N @ 150 km/h (101.4 lbf @ 150 km/h)
Wind Speed, maximum	241 km/h (150 mph)

Packaging and Weights

Width, packed	456 mm 17.953 in
Depth, packed	357 mm 14.055 in
Length, packed	2585 mm 101.772 in
Weight, gross	49.8 kg 109.79 lb

Regulatory Compliance/Certifications

Agency	Classification
CHINA-ROHS	Above maximum concentration value
ROHS	Compliant/Exempted
UK-ROHS	Compliant




Included Products

BSAMNT-3	–	Wide Profile Antenna Downtilt Mounting Kit for 2.4 - 4.5 in (60 - 115 mm) OD round members. Kit contains one scissor top bracket set and one bottom bracket set.
----------	---	--

* Footnotes

Performance Note	Severe environmental conditions may degrade optimum performance
------------------	---

BSAMNT-3



Wide Profile Antenna Downtilt Mounting Kit for 2.4 - 4.5 in (60 - 115 mm) OD round members. Kit contains one scissor top bracket set and one bottom bracket set.

Product Classification

Product Type Downtilt mounting kit

General Specifications

Application Outdoor

Color Silver

Dimensions

Compatible Diameter, maximum 115 mm | 4.528 in

Compatible Diameter, minimum 60 mm | 2.362 in

Weight, net 6.2 kg | 13.669 lb

Material Specifications

Material Type Galvanized steel

Packaging and Weights

Included Brackets | Hardware

Packaging quantity 1

Weight, gross 6.4 kg | 14.11 lb

Regulatory Compliance/Certifications

Agency	Classification
CE	Compliant with the relevant CE product directives
CHINA-ROHS	Below maximum concentration value
ISO 9001:2015	Designed, manufactured and/or distributed under this quality management system
REACH-SVHC	Compliant as per SVHC revision on www.andrew.com/ProductCompliance
ROHS	Compliant
UK-ROHS	Compliant

