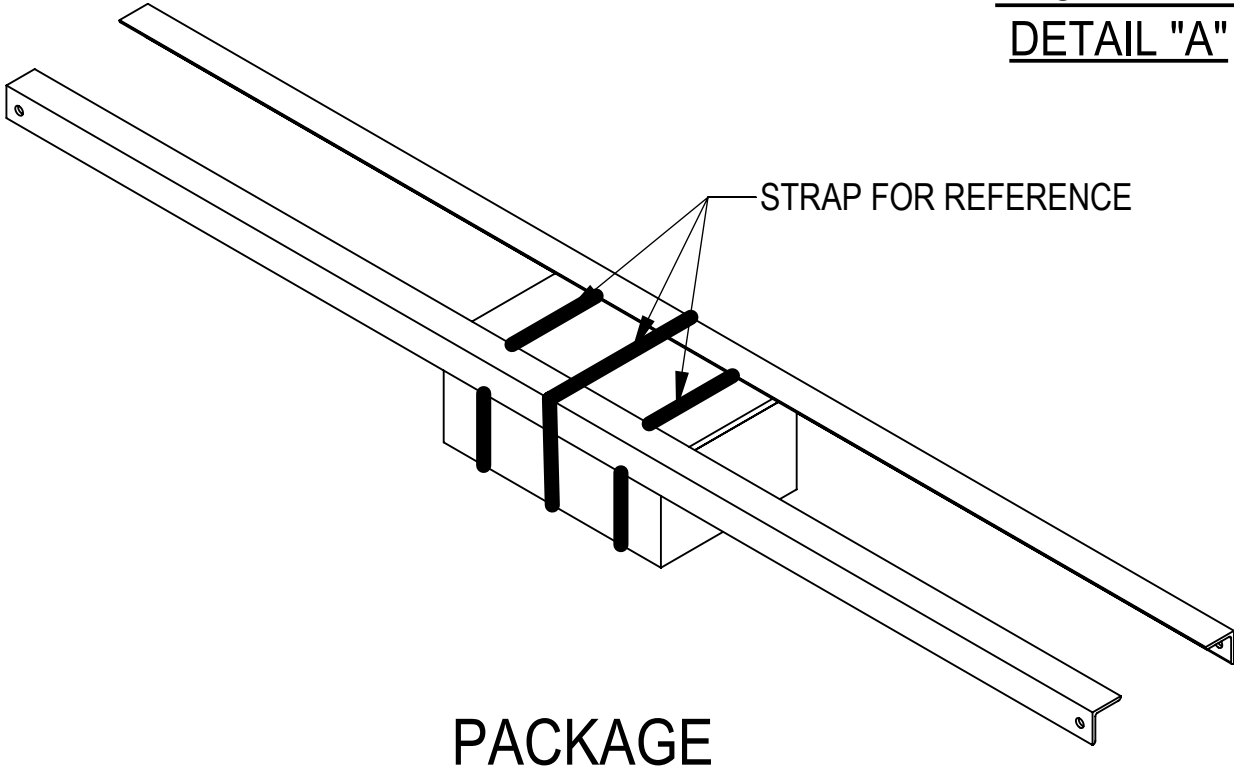
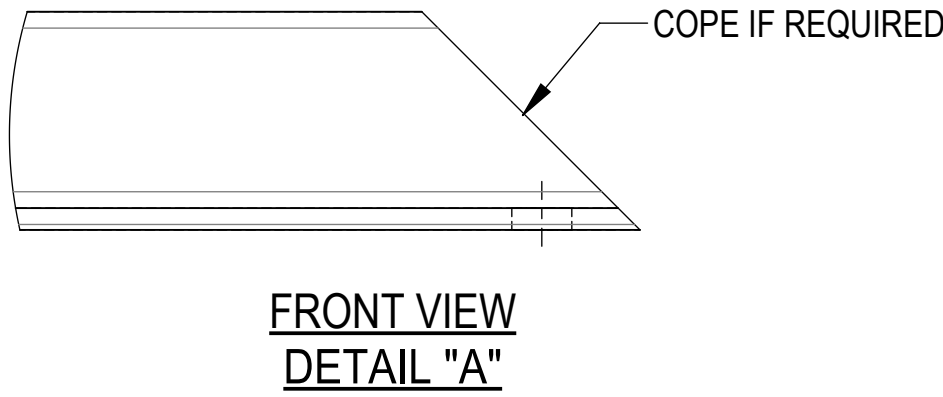
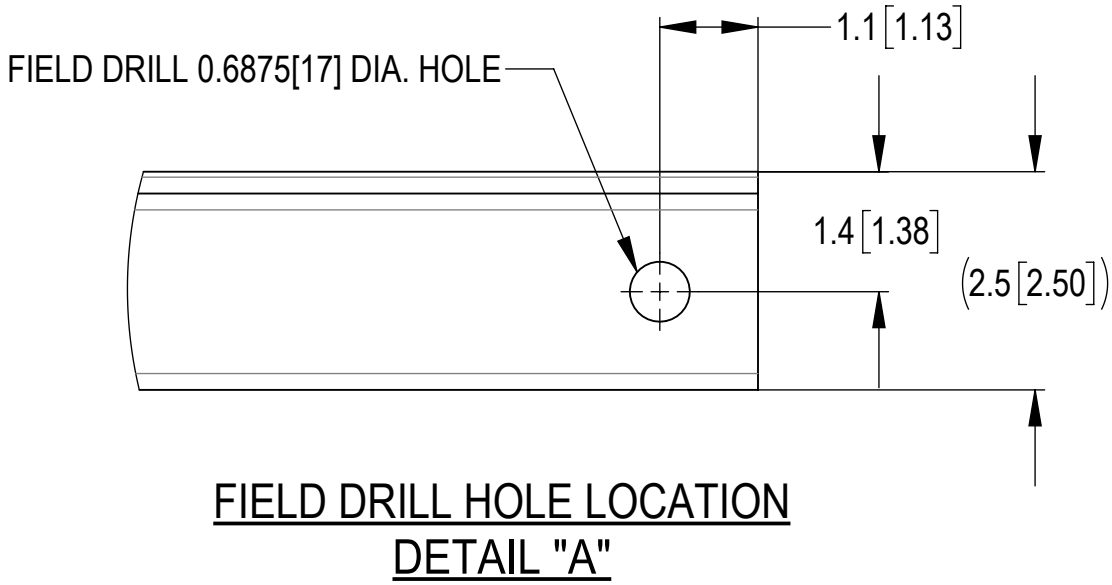
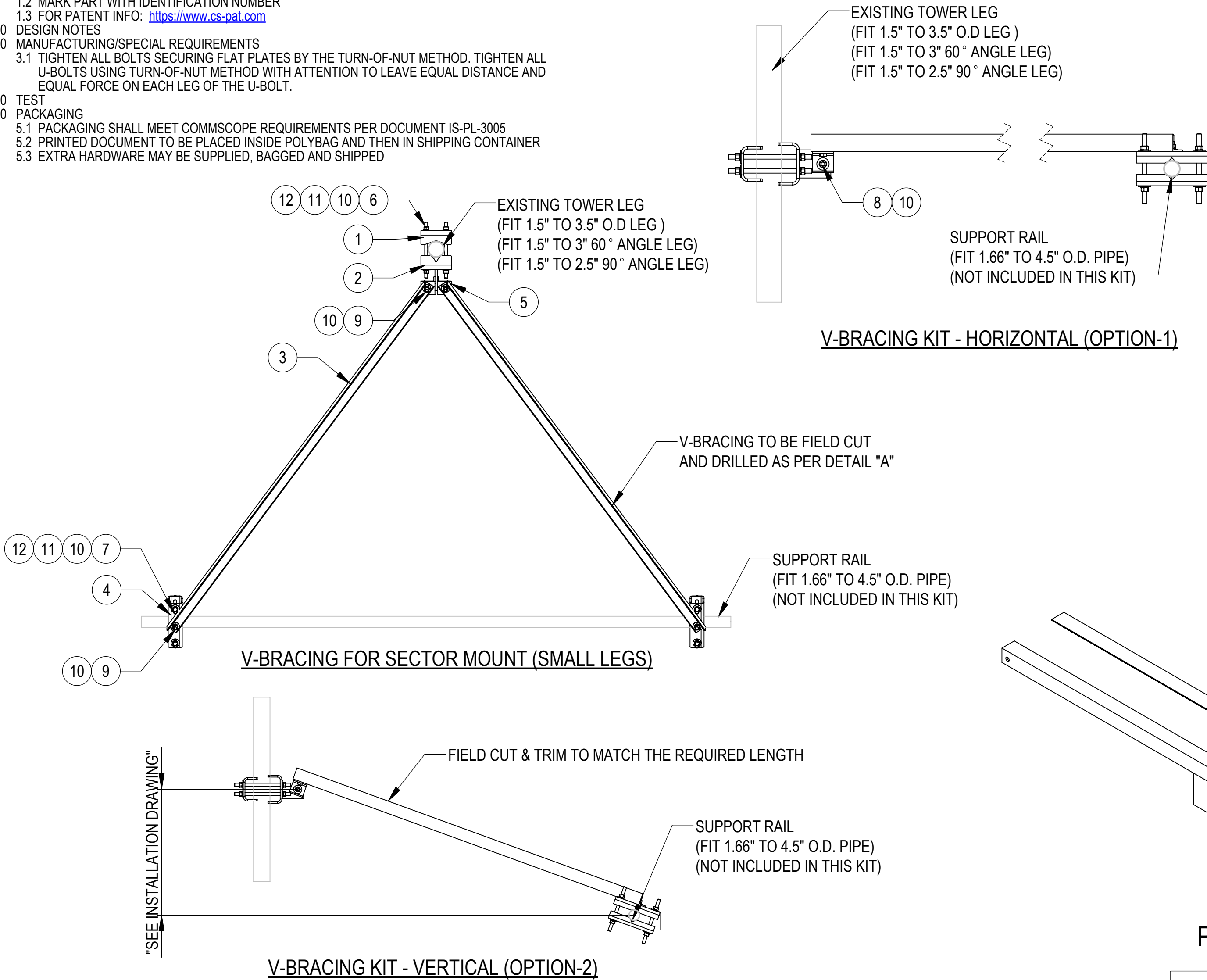




- 1.0 GENERAL NOTES  
1.1 ALL IMPERIAL DIMENSIONS ARE IN BRACKETS [X.XX]  
1.2 MARK PART WITH IDENTIFICATION NUMBER  
1.3 FOR PATENT INFO: <https://www.cs-pat.com>  
2.0 DESIGN NOTES  
3.0 MANUFACTURING/SPECIAL REQUIREMENTS  
3.1 TIGHTEN ALL BOLTS SECURING FLAT PLATES BY THE TURN-OF-NUT METHOD. TIGHTEN ALL U-BOLTS USING TURN-OF-NUT METHOD WITH ATTENTION TO LEAVE EQUAL DISTANCE AND EQUAL FORCE ON EACH LEG OF THE U-BOLT.  
4.0 TEST  
5.0 PACKAGING  
5.1 PACKAGING SHALL MEET COMMSCOPE REQUIREMENTS PER DOCUMENT IS-PL-3005  
5.2 PRINTED DOCUMENT TO BE PLACED INSIDE POLYBAG AND THEN IN SHIPPING CONTAINER  
5.3 EXTRA HARDWARE MAY BE SUPPLIED, BAGGED AND SHIPPED

REVISIONS			
REV.	DESCRIPTION	DATE	APPROVED
A	INITIAL RELEASE	JL1183 16MAR23	JAHAINES 40168212CMO
B	UPDATED DRAWING TO NEW FORMAT; ADDED PACKAGE VIEW; AL-333 QTY 4 WAS 2; GB-0516A QTY 6 WAS 4; GWF-05 QTY 23 WAS 21; ADDED FRONT VIEW OF DETAIL A, ADDITIONAL INSTALLATION OPTION	YC1059 12FEB25	BA1025 50101337AMO

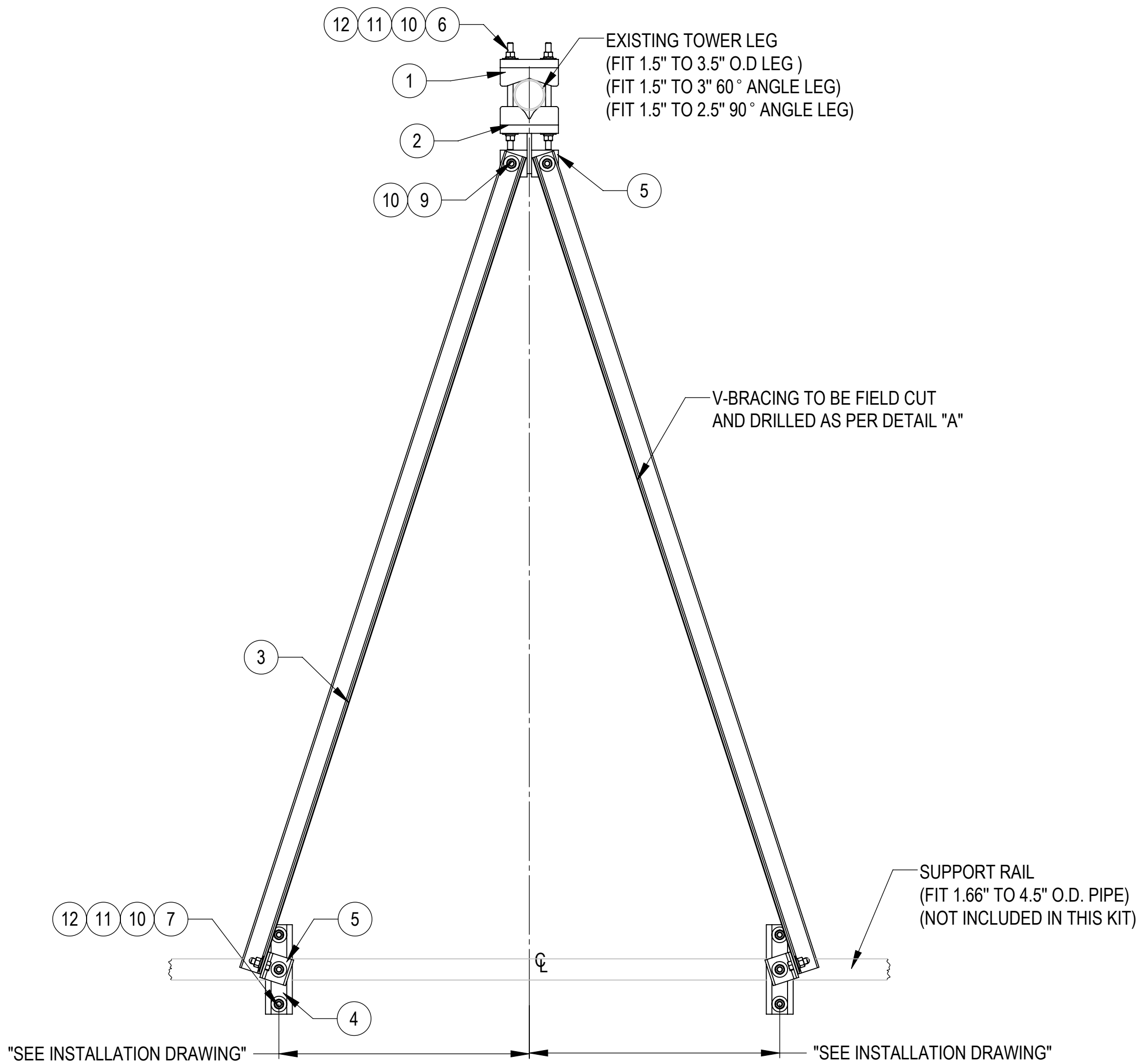




COMPONENT PART NUMBERS PROVIDED FOR ASSEMBLY PURPOSES;  
INDIVIDUAL COMPONENTS MAY BE SHIPPED AS PARTS WITHIN AN INCLUDED KIT.

ITEM	PART NO.	DESCRIPTION	QTY.	WEIGHT	NOTE NO.
1	BP9625-65	CLAMP, V-BRACING BACK	1	6.01 LBS	
2	BRKW-VBSM-SL	WELDMENT, V-BRACING FRONT CLAMP	1	9.38 LBS	
3	A-SFK3-01	ANGLE 2-1/2" X 2-1/2" X 1/4"	2	32.15 LBS	
4	BP6875-10	CLAMP, V-BRACING FRONT	4	3.61 LBS	
5	AL-333	BRACKET, V-BRACING CLIP	4	1.17 LBS	
6	MT-381	5/8" X 12" GALV THREADED ROD	4	1.04 LBS	
7	MT-381-10	5/8" X 10" GALV THREADED ROD	4	0.86 LBS	
8	GB-0522A	5/8" X 2-1/4" GALV BOLT KIT (A325)	1	0.28 LBS	INCLUDES NUT, LOCK WASHER
9	GB-0516A	5/8" X 1-3/4" GALV BOLT KIT A325	6	0.24 LBS	INCLUDES NUT, LOCK WASHER
10	GWF-05	5/8" GALV FLAT WASHER, 1.7OD	23	0.055 LBS	
11	GWL-05	5/8" GALV LOCK WASHER	16	0.03 LBS	
12	GN-05	5/8" GALV HEX NUT	16	0.084 LBS	

COMMSCOPE, INC. OF NORTH CAROLINA									
TOLERANCES					SAP MATERIAL MASTER				
1 PLACE .X[X] ± 0.1[3]                      3 PLACE .XXX[X] ± 0.030[0.76]					MUK-SFK3-SL				
2 PLACE .XX[X] ± 0.06[1.5]                      ANGLES                      ±                      1°									
FINISH					MATERIAL				
UNLESS OTHERWISE SPECIFIED DIMENSIONS ARE IN INCHES INTERPRET PER ANSI Y 14.5M-1994		NAME	DATE	V-BRACING KIT FOR SMALL LEGS					
	CE	JL1183	16MAR23						
	RW	YC1059	02/17/2025						
	AD	YMENG	03/10/2025	SCALE 1:24	DOCUMENT NO.  MUK-SFK3-SL				
	RE	YMENG	03/11/2025						
	ECN 50101337AMO								
	SIZE	Auth Group	INSL	MODEL			DRAWING		
C			VERSION	STATUS	REVISION	VERSION	STATUS	REVISION	
			01	RE	B	01	RE	B	

ADDITIONAL INSTALLATION OPTION



COMMScope, INC. OF NORTH CAROLINA				
TITLE V-BRACING KIT FOR SMALL LEGS				
SIZE C	SCALE 1:24	DOCUMENT NO. MUK-SFK3-SL		
 		DRAWING		
		VERSION 01	STATUS RE	REVISION B
SHEET 2 OF 2				