


# 8P-2L6M-D4-V5



8-port sector antenna, 2x 694–960 and 6x 1695–2690 MHz, 65° HPBW, 4x RET with tilt indicators

- 4 Independent Arrays (1 Low band and 3 high bands) in a single radome housing
- Optimized radome design leading to market leading wind load performance
- Antenna with retractable tilt scale indicators and integrated pluggable RET
- Uses the 4.3-10 connector which is 40 percent smaller than the 7-16 DIN connector

## General Specifications

<b>Antenna Type</b>	Sector
<b>Band</b>	Multiband
<b>Color</b>	Light Gray (RAL 7035)
<b>Grounding Type</b>	RF connector inner conductor and body grounded to reflector and mounting bracket
<b>Performance Note</b>	Outdoor usage
<b>Radome Material</b>	Fiberglass, UV resistant
<b>Radiator Material</b>	Aluminum   Low loss circuit board
<b>Reflector Material</b>	Aluminum
<b>RF Connector Interface</b>	4.3-10 Female
<b>RF Connector Location</b>	Bottom
<b>RF Connector Quantity, high band</b>	6
<b>RF Connector Quantity, low band</b>	2
<b>RF Connector Quantity, total</b>	8

## Remote Electrical Tilt (RET) Information

<b>RET Hardware</b>	CommRET v2
<b>RET Interface</b>	2x 8 pin connector as per IEC 60130-9 Daisy chain in: Male / Daisy chain out: Female Pin3: RS485A(AISG_B), Pin5: RS485B(AISG_A), Pin6: DC 10~30V, Pin7: DC_Return
<b>RET Interface, quantity</b>	1 female   1 male
<b>Input Voltage</b>	10–30 Vdc
<b>Internal RET</b>	High band (3)   Low band (1)
<b>Power Consumption, active state, maximum</b>	10 W
<b>Power Consumption, idle state, maximum</b>	2 W

# 8P-2L6M-D4-V5

**Protocol** 3GPP/AISG 2.0 (Single RET)

## Dimensions

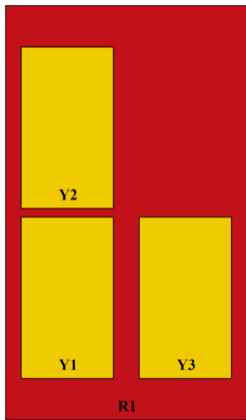
**Width** 301 mm | 11.85 in

**Depth** 181 mm | 7.126 in

**Length** 2688 mm | 105.827 in

**Net Weight, without mounting kit** 22.3 kg | 49.163 lb

## Array Layout




Array ID	Frequency (MHz)	RF Connector	RET (SRET)	AISG No.	AISG RET UID
R1	694-960	1 - 2	1	AISG1	CPXXXXXXXXXXXXXXXXR1
Y1	1695-2690	3 - 4	2	AISG1	CPXXXXXXXXXXXXXXXXY1
Y2	1695-2690	5 - 6	3	AISG1	CPXXXXXXXXXXXXXXXXY2
Y3	1695-2690	7 - 8	4	AISG1	CPXXXXXXXXXXXXXXXXY3

(Sizes of colored boxes are not true depictions of array sizes)

## Port Configuration

# 8P-2L6M-D4-V5



## Electrical Specifications

<b>Impedance</b>	50 ohm
<b>Operating Frequency Band</b>	1695 – 2690 MHz   694 – 960 MHz
<b>Polarization</b>	±45°
<b>Total Input Power, maximum</b>	900 W

## Electrical Specifications

Frequency Band, MHz	694–790	790–890	890–960	1695–1920	1920–2200	2300–2500	2500–2690
<b>Gain, dBi</b>	16.5	16.7	16.7	17.7	17.9	17.5	17.7
<b>Beamwidth, Horizontal, degrees</b>	70	67	64	65	66	66	63
<b>Beamwidth, Vertical, degrees</b>	8.3	7.5	7	7.2	6.6	5.8	5.4
<b>Beam Tilt, degrees</b>	0–10	0–10	0–10	2–12	2–12	2–12	2–12
<b>USLS (First Lobe), dB</b>	19	18	18	17	19	20	18
<b>Front-to-Back Ratio at 180°, dB</b>	30	33	33	36	35	31	33
<b>Front-to-Back Ratio, Copolarization 180° ± 30°, dB</b>	30	31	29	31	30	28	28
<b>Isolation, Cross Polarization, dB</b>	27	27	27	27	27	27	27

# 8P-2L6M-D4-V5

<b>Isolation, Inter-band, dB</b>	27	27	27	27	27	27	27
<b>VSWR   Return loss, dB</b>	1.5 14.0	1.5 14.0	1.5 14.0	1.5 14.0	1.5 14.0	1.5 14.0	1.5 14.0
<b>PIM, 3rd Order, 2 x 20 W, dBc</b>	-150	-150	-150	-150	-150	-150	-150
<b>Input Power per Port, maximum, watts</b>	500	500	500	300	300	250	250

## Mechanical Specifications

<b>Wind Loading @ Velocity, frontal</b>	441.0 N @ 150 km/h (99.1 lbf @ 150 km/h)
<b>Wind Loading @ Velocity, lateral</b>	374.0 N @ 150 km/h (84.1 lbf @ 150 km/h)
<b>Wind Loading @ Velocity, maximum</b>	746.0 N @ 150 km/h (167.7 lbf @ 150 km/h)
<b>Wind Loading @ Velocity, rear</b>	448.0 N @ 150 km/h (100.7 lbf @ 150 km/h)
<b>Wind Speed, maximum</b>	241 km/h (150 mph)

## Packaging and Weights

<b>Width, packed</b>	411 mm   16.181 in
<b>Depth, packed</b>	324 mm   12.756 in
<b>Length, packed</b>	2814 mm   110.787 in
<b>Weight, gross</b>	34.9 kg   76.941 lb

## Regulatory Compliance/Certifications

<b>Agency</b>	<b>Classification</b>
ISO 9001:2015	Designed, manufactured and/or distributed under this quality management system

## Included Products

BSAMNT-3	-	Wide Profile Antenna Downtilt Mounting Kit for 2.4 - 4.5 in (60 - 115 mm) OD round members. Kit contains one scissor top bracket set and one bottom bracket set.
----------	---	--

## \* Footnotes

<b>Performance Note</b>	Severe environmental conditions may degrade optimum performance
-------------------------	---