

# NHHS4-45B-R3B



14 Port Sector Antenna, 2x 698-896 MHz, 4x 1695-2360 MHz 45° HPBW, and 8x 3400-3550/3700-4000 MHz Beamformer, 3x RETs and 3x SBTs

- Narrow beamwidth capacity antenna for higher level of densification and enhanced data throughput
- Internal SBT on low and high band allow remote RET control from the radio over the RF jumper cable
- Separate RS-485 RET input/output for low and high band
- One LB RET, one MB RET and one HB RET. Both mid bands are controlled by one RET to ensure same tilt level for 4x Rx or 4x MIMO

## General Specifications

Antenna Type	Sector and beamforming
Band	Multiband
Calibration Connector Interface	4.3-10 Female
Calibration Connector Quantity	1
Color	Light Gray (RAL 7035)
Grounding Type	RF connector inner conductor and body grounded to reflector and mounting bracket
Performance Note	Outdoor usage
Radome Material	Fiberglass, UV resistant
Radiator Material	Low loss circuit board
Reflector Material	Aluminum
RF Connector Interface	4.3-10 Female
RF Connector Location	Bottom
RF Connector Quantity, high band	8
RF Connector Quantity, mid band	4
RF Connector Quantity, low band	2
RF Connector Quantity, total	14

## Remote Electrical Tilt (RET) Information

RET Hardware	CommRET v2
RET Interface	8-pin DIN Female   8-pin DIN Male

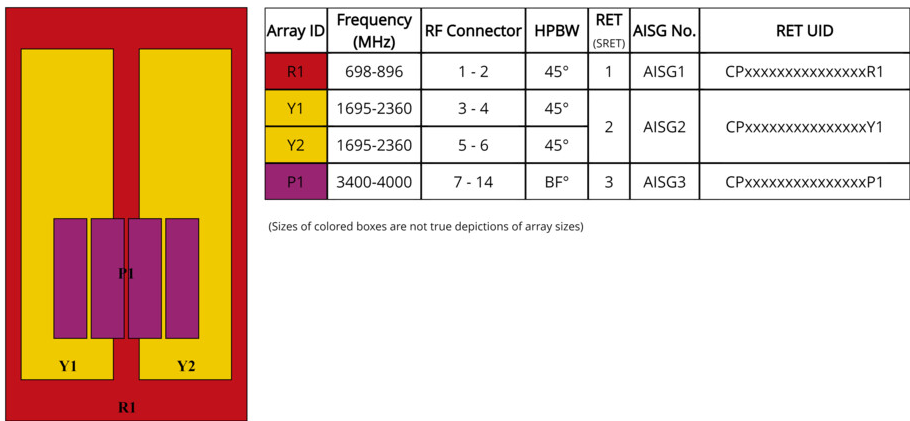
# NHHS4-45B-R3B

RET Interface, quantity	3 female   3 male
Input Voltage	10–30 Vdc
Internal Bias Tee	Cal Port   Port 1   Port 3
Internal RET	High band (1)   Low band (1)   Mid band (1)
Power Consumption, active state, maximum	10 W
Power Consumption, idle state, maximum	2 W
Protocol	3GPP/AISG 2.0

## Dimensions


Width	498 mm   19.606 in
Depth	197 mm   7.756 in
Length	1828 mm   71.969 in
Net Weight, antenna only	32.6 kg   71.871 lb

## Array Layout



## Port Configuration

NHHS4-45B-R3B



## Electrical Specifications

<b>Impedance</b>	50 ohm
<b>Operating Frequency Band</b>	1695 – 2360 MHz   3400 – 4000 MHz   698 – 896 MHz
<b>Polarization</b>	±45°
<b>Total Input Power, maximum</b>	1,040 W @ 50 °C

## Electrical Specifications

	R1	R1	Y1,Y2	Y1,Y2	Y1,Y2	Y1,Y2	P1	P1
Frequency Band, MHz	698–806	806–896	1695–1880	1850–1990	1920–2200	2300–2360	3400–3550	3700–4000
RF Port	1,2	1,2	3-6	3-6	3-6	3-6	7-14	7-14
Gain, dBi	16.9	17.3	18.9	19.3	20.2	20.4	16	17.5
Beamwidth, Horizontal, degrees	46	40	48	46	43	39	83	69
Beamwidth, Vertical, degrees	12.3	10.9	5.7	5.3	5	4.7	6.2	5.7
Beam Tilt, degrees	2–14	2–14	0–8	0–8	0–8	0–8	0–10	0–10
USLS (First Lobe), dB	19	16	17	18	19	21	14	14
Front-to-Back Ratio at 180°, dB	33	34	34	37	36	36	29	31

# NHHS4-45B-R3B

Coupling level, Amp, Antenna port to Cal port, dB							26	26
Coupling level, max Amp Δ, Antenna port to Cal port, dB							±2	±2
Coupler, max Amp Δ, Antenna port to Cal port, dB							0.9	0.9
Coupler, max Phase Δ, Antenna port to Cal port, degrees							7	7
CPR at Boresight, dB	25	28	18	20	21	18	14	15
Isolation, Cross Polarization, dB	25	25	25	25	25	25	25	25
Isolation, Inter-band, dB	25	25	25	25	25	25	25	25
Isolation, Co-polarization, dB							19	19
VSWR   Return loss, dB	1.5   14.0	1.5   14.0	1.5   14.0	1.5   14.0	1.5   14.0	1.5   14.0	1.5   14.0	1.5   14.0
PIM, 3rd Order, 2 x 20 W, dBc	-153	-153	-153	-153	-153	-153	-145	-145
Input Power per Port at 50°C, maximum, watts	300	300	250	250	250	250	75	75

## Electrical Specifications, Broadcast 65°

Frequency Band, MHz	3400–3550 3700–4000	
Gain, dBi	17.1	18.5
Beamwidth, Horizontal, degrees	65	65
Beamwidth, Vertical, degrees	6.2	5.7
Front-to-Back Total Power at 180° ± 30°, dB	25	26
USLS (First Lobe), dB	16	18

## Electrical Specifications, Broadcast 45°

Frequency Band, MHz	3400–3550 3700–4000	
Beamwidth, Vertical, degrees	6.2	5.7
Front-to-Back Total Power at 180° ± 30°, dB	26	27
USLS (First Lobe), dB	16	18

## Electrical Specifications, Service Beam

Frequency Band, MHz	3400–3550 3700–4000	
Steered 0° Gain, dBi	20.4	21.7

# NHHS4-45B-R3B

Steered 0° Beamwidth, Horizontal, degrees	27	22
Steered 0° Front-to-Back Total Power at 180° ± 30°, dB	29	29
Steered 0° Horizontal Sidelobe, dB	13	13
Steered 0° USLS (First Lobe), dB	17	18
Steered 30° Gain, dBi	19.5	19.9
Steered 30° Beamwidth, Horizontal, degrees	30	30
Steered 30° Front-to-Back Total Power at 180° ± 30°, dB	28	28

## Electrical Specifications, Soft Split

Frequency Band, MHz	3400–3550 3700–4000	
Gain, dBi	19.3	20.2
Beamwidth, Horizontal, degrees	35	32
Front-to-Back Total Power at 180° ± 30°, dB	27	29
Horizontal Sidelobe, dB	14	16
USLS (First Lobe), dB	17	18

## Mechanical Specifications

Wind Loading @ Velocity, frontal	622.0 N @ 150 km/h (139.8 lbf @ 150 km/h)
Wind Loading @ Velocity, lateral	188.0 N @ 150 km/h (42.3 lbf @ 150 km/h)
Wind Loading @ Velocity, maximum	746.0 N @ 150 km/h (167.7 lbf @ 150 km/h)
Wind Loading @ Velocity, rear	428.0 N @ 150 km/h (96.2 lbf @ 150 km/h)
Wind Speed, maximum	241 km/h (150 mph)

## Packaging and Weights

Width, packed	565 mm   22.244 in
Depth, packed	309 mm   12.165 in
Length, packed	2015 mm   79.331 in
Weight, gross	46.1 kg   101.633 lb

## Regulatory Compliance/Certifications

# NHHS4-45B-R3B

Agency	Classification
CHINA-ROHS	Above maximum concentration value
ROHS	Compliant/Exempted
UK-ROHS	Compliant




## Included Products

BSAMNT-3	–	Wide Profile Antenna Downtilt Mounting Kit for 2.4 - 4.5 in (60 - 115 mm) OD round members. Kit contains one scissor top bracket set and one bottom bracket set.
----------	---	--

## \* Footnotes

Performance Note	Severe environmental conditions may degrade optimum performance
------------------	---

# BSAMNT-3



Wide Profile Antenna Downtilt Mounting Kit for 2.4 - 4.5 in (60 - 115 mm) OD round members. Kit contains one scissor top bracket set and one bottom bracket set.

## Product Classification

**Product Type** Downtilt mounting kit

## General Specifications

**Application** Outdoor

**Color** Silver

## Dimensions

**Compatible Diameter, maximum** 115 mm | 4.528 in

**Compatible Diameter, minimum** 60 mm | 2.362 in

**Weight, net** 6.2 kg | 13.669 lb

## Material Specifications

**Material Type** Galvanized steel

## Packaging and Weights

**Included** Brackets | Hardware

**Packaging quantity** 1

**Weight, gross** 6.4 kg | 14.11 lb

## Regulatory Compliance/Certifications

Agency	Classification
CE	Compliant with the relevant CE product directives
CHINA-ROHS	Below maximum concentration value
ISO 9001:2015	Designed, manufactured and/or distributed under this quality management system
REACH-SVHC	Compliant as per SVHC revision on <a href="http://www.andrew.com/ProductCompliance">www.andrew.com/ProductCompliance</a>
ROHS	Compliant
UK-ROHS	Compliant

