



# Metro Cell solutions

The complete outdoor small cell infrastructure

COMMSCOPE®



CommScope's Metro Cell solutions help every user connect. Every time. Everywhere.



Wireless network performance. Optimal deployment flexibility. Discreet form factor. Metro Cells go where other solutions can't go—and do what other solutions don't do.

Growing 5G networks depend on growing deployments of small cells in high-density environments. The rising number of deployments comes with a variety of challenges to mobile operators, neutral hosts, network architects and municipal governments alike. Challenges like ensuring access to suitable power and backhaul resources, flexible band support, size, appearance and coverage areas.

CommScope architects a wide portfolio of Metro Cell solutions to address each of these challenges, so operators can grow their 5G networks, network engineers can design more efficient infrastructure, and municipalities can provide exceptional connectivity to both mobile users and smart devices without compromising aesthetics in public spaces.

# CommScope's innovative experts answer the market's most pressing questions.

## Q. How is CommScope balancing aesthetics with technical requirements and performance?

**A.** CommScope understands all the angles involved in small cell deployments, including the technical side as well as the regulatory side as it relates to aesthetics. This is especially important to municipalities that are upgrading public wireless access. So, when we designed the Metro Cell platform, we applied our decades of experience in RF engineering and thermal management to deliver our most compact concealment solutions for street furniture—one that not only ensuring the best technical performance, but also meeting the aesthetic parameters citizens expect to live with.

---

## Q. How do Metro Cell solutions fit into the broader 5G network strategy?

**A.** More than half of the population lives in urban locations, and it is estimated that 5G will account for 84 percent of North American mobile subscriptions in 2026\*. That's why mobile network operators and neutral hosts are racing to increase network density in the highest-traffic areas. Because CommScope's entire Metro Cell solution platform is modular and flexible, it can enable efficient, repeatable processes that improve deployment times and site performance. In addition to the sites themselves, the portfolio includes powerful accessories and related technologies—such as centralized power, battery backup and fiber backhaul capabilities—through our PowerShift® Metro solutions and flexible deployment through a complete range of structural support solutions.

---

## Q. How do small cells integrate with smart city infrastructure?

**A.** Small cells are an increasingly important part of smart city infrastructure because, in addition to connecting mobile users, they can also enable any number of connected devices such as signage, security video surveillance, efficient smart lighting and sensors of all kinds. The great thing about Metro Cell solutions is that, as a 5G-ready platform, they enable all these services right out of the box—and have the flexibility to add more services as time goes on.

---

## Q. What sets CommScope's solutions apart from other small cell technologies?

**A.** The CommScope difference is clear in every dimension. We build Metro Cells as a complete, modular platform that simplifies architectures and streamlines inventories and processes. They include every component but the radio, tailored to specific needs: the antennas, combiners, diplexers, power management and backhaul are all built into the solution. Each unit arrives fully kitted—ready for quick installation and faster time to revenue. And, perhaps most importantly, each Metro Cell solution is backed by CommScope's commitment to quality across our global manufacturing presence.

---

## Q. How does CommScope support the outdoor small cell ecosystem?

**A.** CommScope's end-to-end Metro Cell Services can help you deploy a smart, efficient network at every stage—from initial design to final optimization. We can help select the best solutions, plan for future needs and ensure smooth installations. We also offer a range of supporting technologies, such as PowerShift Metro, which provides centralized power, battery backup and fiber backhaul for multiple small cell node clusters—reducing the footprint and increasing the reliability of each site.

---

## Q. What kind of mounting options are available within this portfolio?

**A.** In small cells, there is an almost infinite variety of possible deployment sites. Some are common, such as in or on poles or street furniture. But then there are other, more exotic options, such as on walls and inside lit signage, or even slung from existing strands on utility lines. CommScope's metro cells are adaptive and modular so they can go all these places and more. Generally speaking, metro cell designs fall under five main concealment categories:

- **Top of the pole**, with the site sharing space with the antennas and reducing cable losses
- **Middle of the pole**, mounted in an easy-to-access but hard-to-spot enclosure
- **Base of the pole** and invisibly integrated pole deployments with a variety of pole luminary options
- **Wall mounts** and **wooden pole mounts** providing additional deployment flexibility
- **Strand mounts** that enable compact metro cells to connect to power and backhaul almost anywhere

\*Ericsson Mobility Report, June 2021

# Contents

## Full concealment for 5G/millimeter wave (mmWave) equipment

Full concealment for 5G/mmWave products.....	5
--	---

## mmWave solutions

mmWave products.....	7
----------------------	---

## Top-of-the-pole solutions

Top-of-the-pole products.....	10
Existing pole adapters (pole top radio concealment).....	13
Lower transition cover kits.....	13

## Middle-of-the-pole solutions

Middle-of-the-pole products.....	14
Standard straight 8 5/8 in. dia mounting poles.....	17
Custom straight 8 5/8 in. dia mounting poles.....	17
Standard straight 10 3/4 in. dia mounting poles.....	18
Decorative poles.....	18
Luminaire mounting arms.....	19
Antenna mounts.....	19
Anchor bolt kit.....	20
Anchor bolt cover kit.....	20
Embedded pole adapter.....	20
Break-away coupling adapters.....	20

## Bottom-of-the-pole solutions

Bottom-of-the-pole products.....	21
----------------------------------	----

## Integrated pole solutions

Integrated pole products.....	24
-------------------------------	----

## CellSign wall mount solutions

CellSign wall mount products.....	29
-----------------------------------	----

## Wood pole mount brackets

Wood pole mount solutions.....	31
--------------------------------	----

## PowerShift Metro

PowerShift Metro solutions.....	33
---------------------------------	----

# Full concealment for 5G/millimeter wave (mmWave) equipment:

Completely concealed and transparent to mmWave bands

- For poles made of concrete, wood or metal
- Suitable for tapered and non-tapered poles
- Standard 84-in x 22-in x 22-in form factor
- Other sizes available
- Attractive, durable finish
- GR-487 thermal compliance

To accommodate growing 5G networks leveraging mmWave bands, this smart solution fully conceals the necessary antennas and equipment—including 4G equipment, if required—in an unobtrusive form factor that blends into the background to be virtually invisible in the cityscape.


The enclosure's material is designed to allow mmWave bands to pass through to ensure optimal network performance and minimal visual impact.

## Features

- Built with mmWave-transparent material around a steel core
- Provides multi-tenant capabilities
- Wide variety of mounting kits for poles of all diameters
- Matching light poles available



# Full concealment for 5G/mmWave

Material ID	OEM supported	Radio compatibility	Dimension	Mounting option	Product image
760252888	Samsung Ericsson Nokia	Low power Mid power High power mmWave radios	Height: 2,133.600 mm   84 in Width: 558.800 mm   22 in Depth: 558.800 mm   22 in	Concrete poles   Fluted poles   Metal poles   Non-tapered poles   Tapered poles   Wood poles	



# mmWave solutions: Super-high capacity where you need it most

Various levels of concealment to meet each unique need

Ability to install mounts now and add active antennas later

Installation on new or existing poles of all material types

Incredibly compact, top-of-pole Metro Cell solutions deliver exceptional performance in one of our slimmest profiles. Built to blend into urban streetscapes, these flexible solutions help operators deploy network equipment quickly and confidently—minimizing disruption during installation.

## Features

- Top-mounted solutions
- Zero added ground footprint
- Existing or new pole applications
- Metal, wood, concrete poles
- Occupies less than six cubic feet of space










# mmWave solutions

Material ID	OEM supported	Radio compatibility	Dimension	Mounting option	Product image
860644677-5GKIT	OEM agnostic	Radio agnostic	Height 30 in   762.00 mm	Wood poles	
860658169-C	Ericsson	6701 mmWave 5G	Height 27.45 in   697.23 mm Width 12.14 in   308.356 mm Depth 8.3 in   210.82 mm	Non-tapered poles   Tapered poles   Wood poles	
860658169-E	Ericsson	1281	Height 27.45 in   697.23 mm Width 12.14 in   308.356 mm Depth 8.3 in   210.82 mm	Non-tapered poles   Tapered poles   Wood poles	
860658169-G	Samsung	AT1K01 AND AT1K02 mmWave	Height 27.45 in   697.23 mm Width 12.14 in   308.356 mm Depth 8.3 in   210.82 mm	Non-tapered poles   Tapered poles   Wood poles	
860661124	Ericsson	1281	8 - 10 pole height 30.25 in   768.35 mm Mounting bolt circle diameter 5.62 in   142.748 mm   9.5 in   241.3 mm	Non-tapered poles   Tapered poles   Wood poles	
860661124	Ericsson	1281	12.75 pole height 30.25 in   768.35 mm Mounting bolt circle diameter 5.62 in   142.748 mm   9.5 in   241.3 mm	Non-tapered poles   Tapered poles   Wood poles	
860661124	Ericsson	6701	8 - 10 pole height 30.25 in   768.35 mm Mounting bolt circle diameter 5.62 in   142.748 mm   9.5 in   241.3 mm	Non-tapered poles   Tapered poles   Wood poles	
860661124	Ericsson	6701	12.75 pole height 30.25 in   768.35 mm Mounting bolt circle diameter 5.62 in   142.748 mm   9.5 in   241.3 mm	Non-tapered poles   Tapered poles   Wood poles	
860661124	Samsung	AT1K01   AT1K02	8 - 10 pole height 30.25 in   768.35 mm Mounting bolt circle diameter 5.62 in   142.748 mm   9.5 in   241.3 mm	Non-tapered poles   Tapered poles   Wood poles	
860661124	Samsung	AT1K01   AT1K02	12.75 pole height 30.25 in   768.35 mm Mounting bolt circle diameter 5.62 in   142.748 mm   9.5 in   241.3 mm	Non-tapered poles   Tapered poles   Wood poles	



# mmWave solutions

Material ID	OEM	Equipment compatibility	Dimensions in (mm)	Mounting bolt circle diameter in (mm)	Product image
<a href="#">860658169-D08X-K</a>	Ericsson	1281	8 - 10 pole height 72 in   1,828.80 mm Mounting bolt circle diameter 5.62 in   142.748 mm   9.5 in   241.3 mm	Concrete poles   Non-tapered poles   Tapered poles   Wood poles	
<a href="#">860658169-D121-K</a>	Ericsson	1281	12.75 pole height 72 in   1,828.80 mm Mounting bolt circle diameter 5.62 in   142.748 mm   9.5 in   241.3 mm	Concrete poles   Non-tapered poles   Tapered poles   Wood poles	
<a href="#">860658169-F08X-K</a>	Ericsson	6701	8 - 10 pole height 72 in   1,828.80 mm Mounting bolt circle diameter 5.62 in   142.748 mm   9.5 in   241.3 mm	Concrete poles   Non-tapered poles   Tapered poles   Wood poles	
<a href="#">860658169-F12X-K</a>	Ericsson	6701	12.75 pole height 72 in   1,828.80 mm Mounting bolt circle diameter 5.62 in   142.748 mm   9.5 in   241.3 mm	Concrete poles   Non-tapered poles   Tapered poles   Wood poles	
<a href="#">860658169-H08X-K</a>	Samsung	AT1K01   AT1K02	8 - 10 pole height 72 in   1,828.80 mm Mounting bolt circle diameter 5.62 in   142.748 mm   9.5 in   241.3 mm	Concrete poles   Non-tapered poles   Tapered poles   Wood poles	
<a href="#">860658169-H121-K</a>	Samsung	AT1K01   AT1K02	12.75 pole height 72 in   1,828.80 mm Mounting bolt circle diameter 5.62 in   142.748 mm   9.5 in   241.3 mm	Concrete poles   Non-tapered poles   Tapered poles   Wood poles	
<a href="#">SSC-760251378E1U</a>	Ericsson	1281   220x   440x	Height 65 in   1,651 mm Width 18 in   457.2 mm Mounting bolt circle diameter 5.62 in   142.748 mm   9.5 in   241.3 mm	Non-tapered poles   Tapered poles   Wood poles	

# Top-of-the-pole solutions:

Above the sightline—and below the radar

12 in or 18 in diameter

Primarily geared toward 5-watt radios

Integrated load center, fiber management and/or RF combining

Convection cooled per GR-487 requirements

Easy installation on existing or new poles

Incredibly compact, top-of-pole Metro Cell solutions deliver exceptional performance in one of our slimmest profiles. Built to blend into urban streetscapes, these flexible solutions help operators deploy network equipment quickly and confidently—minimizing disruption during installation.

## Features





- Top-mounted concealment solution
- Zero added ground footprint
- Existing or new pole applications
- Metal, wood, concrete poles
- Occupies less than six cubic feet of space



# Top-of-the-pole solutions

Material ID	OEM	Equipment compatibility	Dimensions in (mm)	Volume	Mounting option	Product image
SSC-760236966E4	Ericsson	220x   440x	Height 18 in   457.2 mm Width 12 in   304.8 mm Mounting bolt circle diameter 5.62 in   142.748 mm   9.5 in   241.3 mm	0.79 ft <sup>3</sup>   0.022 m <sup>3</sup>	Non-tapered poles   Tapered poles   Wood poles	
SSC-760236966E2	Ericsson	220x   440x	Height 36 in   914.4 mm Width 12 in   304.8 mm Mounting bolt circle diameter 5.62 in   142.748 mm   9.5 in   241.3 mm	1.97 ft <sup>3</sup>   0.056 m <sup>3</sup>	Non-tapered poles   Tapered poles   Wood poles	
SSC-760241465N4	Nokia	(2) AirScale micro radios (including LAA & CBRS models)	Height 36 in   914.4 mm Width 12 in   304.8 mm Mounting bolt circle diameter 5.62 in   142.748 mm   9.5 in   241.3 mm	1.97 ft <sup>3</sup>   0.056 m <sup>3</sup>	Non-tapered poles   Tapered poles   Wood poles	
SSC-760236966E2U	Ericsson	220x   440x   Diplexer   Power distribution	Height 62 in   1,574.8 mm Width 12 in   304.8 mm Mounting bolt circle diameter 5.62 in   142.748 mm   9.5 in   241.3 mm	4.06 ft <sup>3</sup>   0.115 m <sup>3</sup>	Non-tapered poles   Tapered poles   Wood poles	
SSC-760236966E1U	Ericsson	220x   440x   Diplexer   Power distribution	Height 68 in   1,727.2 mm Width 12 in   304.8 mm Mounting bolt circle diameter 5.62 in   142.748 mm   9.5 in   241.3 mm	2.36 ft <sup>3</sup>   0.067 m <sup>3</sup>	Non-tapered poles   Tapered poles   Wood poles	
SSC-760233122E2	Ericsson	220x   440x	Height 16 in   406.4 mm Width 18 in   457.2 mm	2.36 ft <sup>3</sup>   0.067 m <sup>3</sup>	Non-tapered poles   Tapered poles   Wood poles	
SSC-760233122E1	Ericsson	220x   440x   Diplexer   Power distribution	Height 32 in   812.8 mm Width 18 in   457.2 mm Mounting bolt circle diameter 5.62 in   142.748 mm   9.5 in   241.3 mm	4.72 ft <sup>3</sup>   0.134 m <sup>3</sup>	Non-tapered poles   Tapered poles   Wood poles	
SSC-760236577N2	Nokia	(2) AirScale micro radios with CBC-1923Q/T-43   (3) AirScale micro radios (including LAA & CBRS models)	Height 35 in   889 mm Width 18 in   457.2 mm Mounting bolt circle diameter 5.62 in   142.748 mm   9.5 in   241.3 mm	4.72 ft <sup>3</sup>   0.134 m <sup>3</sup>	Non-tapered poles   Tapered poles   Wood poles	

# Top-of-the-pole solutions

Material ID	OEM	Equipment compatibility	Dimensions in (mm)	Volume	Mounting option	Product image
<a href="#">SSC-760233122E1U</a>	Ericsson	220x   440x   Diplexer   Power distribution	Height 65 in   1,651 mm Width 18 in   457.2 mm Mounting bolt circle diameter 5.62 in   142.748 mm   9.5 in   241.3 mm	9.52 ft <sup>3</sup>   0.27 m <sup>3</sup>	Non-tapered poles   Tapered poles   Wood poles	
<a href="#">SSC-760236577N2U</a>	Samsung	RT2201-46A   RT4401-48A   Diplexer   Power distribution	Height 65 in   1,651 mm Width 18 in   457.2 mm Mounting bolt circle diameter 5.62 in   142.748 mm   9.5 in   241.3 mm	9.52 ft <sup>3</sup>   0.27 m <sup>3</sup>	Non-tapered poles   Tapered poles   Wood poles	
<a href="#">SSC-760233122E6</a>	Ericsson	8863   6302	Height 32 in   812.8 mm Width 18 in   457.2 mm Mounting bolt circle diameter 5.62 in   142.748 mm   9.5 in   241.3 mm	4.72 ft <sup>3</sup>   0.134 m <sup>3</sup>	Concrete poles   Fluted poles   Metal poles   Non-tapered poles   Tapered poles   Wood poles	
<a href="#">860649104-XX</a>	Cimcon	Cimcon iSLC-3100-7P Smart Meter   ANSI C136.41 compliant TE 2213362-4, 7- position dimming receptacle	Height 6 in   457.2 mm Width 12 in   304.8 mm Mounting bolt circle diameter 5.62 in   142.748 mm   9.5 in   241.3 mm	0.40 ft <sup>3</sup>   0.011 m <sup>3</sup>	Non-tapered poles   Tapered poles   Wood poles	





# Top-of-the-pole solutions

## Accessories

### Existing pole adapters (pole top radio concealment)

Adapter kit	Pole diameter	Pole type
<a href="#">860636779-WP</a>	8-14 in	Wood
<a href="#">860636779-WP2</a>	5-9 in	Wood
860660194-WP1	8-14 in	Wood
<a href="#">860636779-1</a>	3.5-6 in	Metal
<a href="#">860636779-2</a>	6-8.5 in	Metal
<a href="#">860636779-3</a>	8.5-12 in	Metal
<a href="#">860636779-CP</a>	8-14 in	Concrete
<a href="#">860636779-SQ1</a>	3.5-8.5 in	Square
MTC4060SM1	3.5-6 in	Side mount
MTC4060SM2	6-14 in	Side mount

Note: Adapter not needed when mounted on a CommScope Metro Cell universal mounting pole

### Lower transition cover kits

Transition	Pole top diameter	Pole diameter	Use with
860641110-PTx	12 in	8 ¾ in max	860641110-YXX
860644785-PTx	12 in	10 ¾ in max	860649813-YXX
860641110-18PTx	18 in	8 ¾ in max	860641110-YXX
860644785-18PTx	18 in	10 ¾ in max	860649813-YXX
860655384-12x	12 in	9 in max	860636779-WP & 860636779-WP2
860655384-18x	18 in	14 in max	

X denotes color = 1 - Light Grey, 2 - Green, 3 - Black, 4 - Brown

# Middle-of-the-pole solutions:

Adaptive, flexible and built for existing street furniture

High-power radio and low/mid power radio options

Universal mounting kit out of the box

Hoisting points for factory/ground equipment installation

Convection cooled per GR-487 requirements

Tamper resistant and pad lockable

Easy installation to existing or new poles



Wireless operators can locate their radio equipment in more places, more easily, with very little impact on aesthetics with these solutions. These compact enclosures provide the flexibility to meet any deployment challenge and can be installed on existing poles to save time and money.

## Features





- Mid-pole concealment solution
- Tamper resistant and pad lockable
- Mount to wood, metal or concrete poles
- Multiple color options available




# Middle-of-the-pole solutions

Material ID	OEM	Radio compatibility	Power supply compatibility	Dimensions in (mm)	Volume	Mounting option	Product image
SSC-760236114	Ericsson	(1) 4415/4426 Radio & (1) 2203/2205/2208 & (1) PSU AC 08   Up to (6) 2203/2205/2208 Radios   440x   Power distribution	PSU-AC-08	Height 40 in   1,016 mm Width 15.8 in   401.32 mm Depth 12 in   304.8 mm	4.4 ft³   0.125 m <sup>3</sup>	Non-tapered poles   Tapered poles   Wood poles	
SSC-760236114E5	Ericsson	(1) 4455 and up to (2) 220x/440x		Height 40 in   1,016 mm Width 15.8 in   401.32 mm Depth 12 in   304.8 mm	4.4 ft³   0.125 m <sup>3</sup>	Non-tapered poles   Tapered poles   Wood poles	
SSC-760236114N	Nokia	(1) AirScale dual band 160W + (1) AirScale micro radio   SSC-760236114N2x   SSC-760236114N3x   Up to (4) AirScale micro radios	DELTA 1.0	Height 40 in   1,016 mm Width 15.8 in   401.32 mm Depth 12 in   304.8 mm	4.4 ft³   0.125 m <sup>3</sup>	Non-tapered poles   Tapered poles   Wood poles	
SSC-760248838	Ericsson	4435   4455		Height 36.9 in   937.26 mm Width 16.7 in   424.18 mm Depth 14.3 in   363.22 mm	4.95 ft³   0.14 m <sup>3</sup>	Non-tapered poles   Tapered poles   Wood poles	
SSC-760248838	Nokia	AHFIA   AHFIB   AWHHF	APAF   DELTA 2.0   FPAE	Height 36.9 in   937.26 mm Width 16.7 in   424.18 mm Depth 14.3 in   363.22 mm	4.95 ft³   0.14 m <sup>3</sup>	Non-tapered poles   Tapered poles   Wood poles	
SSC-760237600	Ericsson	220x   440x   4415   4426   4449   4478   8843   Diplexer   Power distribution	PSU-AC-08	Height 44 in   1,117.6 mm Width 21 in   533.4 mm Depth 20 in   508 mm	10.7 ft³   0.303 m <sup>3</sup>	Non-tapered poles   Tapered poles   Wood poles	
SSC-760237600	Nokia	AHBCA   AHFIA   AHFIB   AHFIC   AHLBA   Diplexer   Power distribution	CCI PSU-1200W48-N   DELTA 1.0   DELTA 2.0	Height 44 in   1,117.6 mm Width 21 in   533.4 mm Depth 20 in   508 mm	10.7 ft³   0.303 m <sup>3</sup>	Non-tapered poles   Tapered poles   Wood poles	
SSC-760237600	Samsung	Diplexer   Power distribution   RFV01U-D1A   RT2201-46A   RT4401-48A	CCI PSU-1200W48-N   DELTA 1.0   DELTA 2.0	Height 44 in   1,117.6 mm Width 21 in   533.4 mm Depth 20 in   508 mm	10.7 ft³   0.303 m <sup>3</sup>	Non-tapered poles   Tapered poles   Wood poles	

## Middle-of-the-pole solutions

Material ID	OEM	Radio compatibility	Power supply compatibility	Dimensions in (mm)	Volume	Mounting option	Product image
<a href="#">SSC-760251532E1</a>	Ericsson	4449   8843   8863   Diplexer   Power distribution	PSU-AC-08	Height 56 in   1,422.4 mm Width 24 in   609.6 mm Depth 17.5 in   444.5 mm	13.6 ft³   0.385 m³	Non-tapered poles   Tapered poles   Wood poles	
<a href="#">SSC-760249586X1</a>	Ericsson	220x   440x   4415   4426   4449   4455   4478   8843   8863	PSU-AC-08	Height 48 in   1,219.2 mm Width 24 in   609.6 mm Depth 25 in   635 mm	17.3 ft³   0.49 m³	Non-tapered poles   Tapered poles   Wood poles	
<a href="#">SSC-760249586X1</a>	Nokia	AHBCA   AHGCC   AHFIA   AHFIB   AHFIC   AHLBA   AHLBBA   AWHQN	ABB CC1600   CCI PSU- 1200W48-N   DELTA 2.0	Height 48 in   1,219.2 mm Width 24 in   609.6 mm Depth 25 in   635 mm	17.3 ft³   0.49 m <sup>3</sup>	Non-tapered poles   Tapered poles   Wood poles	
<a href="#">SSC-760249586X1</a>	Samsung	RF4402D-D1A   RFV01U-D1A   RFV01U-D2A   RT2201-46A   RT4401-48A	ABB CC1600   CCI PSU- 1200W48-N   DELTA 2.0	Height 48 in   1,219.2 mm Width 24 in   609.6 mm Depth 25 in   635 mm	17.3 ft³   0.49 m <sup>3</sup>	Non-tapered poles   Tapered poles   Wood poles	





# Middle-of-the-pole solutions

## Metro Cell universal mounting poles

### Standard straight 8 5/8 in. dia mounting poles

Material ID	Pole height	Luminaire arm capable
860641110-x22	22 ft	No
860641110-x25	25 ft	No
860641110-x27	27 ft	Yes
860641110-x28	28 ft	Yes
860641110-x30	30 ft	Yes
860641110-x32	32 ft	Yes
860641110-x37	37 ft	Yes
860641110-x40	40 ft	Yes

x denotes color = 1 - Light grey, 2 - Green, 3 - Black, 4 - Brown, 9 - Metallic silver, 16 - White, C - Faux concrete, G - Black green, Z - Antique bronze; additional custom colors available, ask your CommScope rep for details.

Note: To get to desired antenna rad center, antenna height and CommScope pole top concealment or antenna mount should be added to the pole height. Some pole heights may not be applicable for certain regions/configurations.

Universal Metro Cell mounting poles include the following:

- Conduit ports for meter, load center, and/or disconnect at base of pole
- Cable routing port holes for mid-pole or top-of-pole radio concealment enclosure mounting
- Universal attachment plate for CommScope pole top concealment or antenna mount
- Luminaire arm attachments on three sides with cover plates when no arms are present
- Port hole for future smart city device and/or 5G antenna mounting

### Custom straight 8 5/8 in. dia mounting poles


Material ID	Pole height	Luminaire arm capable	Custom attribute
860651965-x30	30 ft	Yes 27 ft and 30 ft	Multiple luminaire mounting port heights
860651965-x32	32 ft	Yes 27 ft and 30 ft	Multiple luminaire mounting port heights
860662422-x22	22 ft	Yes	Radio enclosure mounting port at 10'
860662430-x27	27 ft	Yes	Radio enclosure mounting port at 10'
860662432-x32	32 ft	Yes	Radio enclosure mounting port at 10'
860662430-x37	37 ft	Yes	Radio enclosure mounting port at 10'

x denotes color = 1 - Light grey, 2 - Green, 3 - Black, 4 - Brown, 9 - Metallic silver, 16 - White, C - Faux concrete, G - Black green, Z - Antique bronze; additional custom colors available, ask your CommScope rep for details.

Note: To get to desired antenna rad center, antenna height and CommScope pole top concealment or antenna mount should be added to the pole height. Some pole heights may not be applicable for certain regions/configurations.

Universal Metro Cell mounting poles include the following:

- Conduit ports for meter, load center, and/or disconnect at base of pole
- Cable routing port holes for mid-pole or top-of-pole radio concealment enclosure mounting
- Universal attachment plate for CommScope pole top concealment or antenna mount
- Luminaire arm attachments on three sides with cover plates when no arms are present
- Port hole for future smart city device and/or 5G antenna mounting



# Middle-of-the-pole solutions

## Metro Cell universal mounting poles

### Standard straight 10 3/4 in. dia mounting poles

Material ID	Pole height	Luminaire arm capable
860649813-x22	22 ft	No
860649813-x25	25 ft	No
860649813-x27	27 ft	Yes
860649813-x28	28 ft	Yes
860649813-x30	30 ft	Yes
860649813-x32	32 ft	Yes
860649813-x37	37 ft	Yes
860649813-x40	40 ft	Yes

x denotes color = 1 - Light grey, 2 - Green, 3 - Black, 4 - Brown, 9 - Metallic silver, 16 - White, C - Faux concrete, G - Black green, Z - Antique bronze; additional custom colors available, ask your CommScope rep for details.

Note: To get to desired antenna rad center, antenna height and CommScope pole top concealment or antenna mount should be added to the pole height. Some pole heights may not be applicable for certain regions/configurations.

Universal Metro Cell mounting poles include the following:

- Conduit ports for meter, load center, and/or disconnect at base of pole
- Cable routing port holes for mid-pole or top-of-pole radio concealment enclosure mounting
- Universal attachment plate for CommScope pole top concealment or antenna mount
- Luminaire arm attachments on three sides with cover plates when no arms are present
- Port hole for future smart city device and/or 5G antenna mounting

### Decorative poles

Material ID	Pole type	Pole height	Luminaire arm capable
860650199-x20	Square	20 ft	Yes
860650199-x25	Square	25 ft	Yes
860650199-x30	Square	30 ft	Yes
860648037-x25	Tapered	25 ft	No
860649750-x28	Tapered Fluted*	28 ft	Yes

x denotes color = 1 - Light grey, 2 - Green, 3 - Black, 4 - Brown, 9 - Metallic silver, 16 - White, C - Faux concrete, G - Black green, Z - Antique bronze; additional custom colors available, ask your CommScope rep for details.

Note: To get to desired antenna rad center, antenna height and CommScope pole top concealment or antenna mount should be added to the pole height. Some pole heights may not be applicable for certain regions/configurations.

\*Antenna mount only, does not support pole top concealment

# Middle-of-the-pole solutions

## Metro Cell mounting pole accessories

### Luminaire mounting arms

2 ft rise arms	
860639396-4x	4 ft long
860639396-5x	5 ft long
860639396-6x	6 ft long
860639396-8x	8 ft long
3 ft rise arms	
860645491-4x	4 ft long
860645491-6x	6 ft long
860645491-8x	8 ft long
860645491-12x	12 ft long
Shoe box light adapter	
860639396-Bx	18 in long
860639396-Lx	48 in long
Clamp on arms	
860655390-8-x	For use with 8 in dia pole
Acorn light adapter	
860639396-Ax	Acorn or umbrella light
Decorative scroll light adapter	
860639396-Sx	Scroll arm

x denotes color = 1 - Light grey, 2 - Green, 3 - Black, 4 - Brown

### Antenna mounts *(Only used on Metro Cell universal mounting poles)*


2 ft rise arms	
MTM100526-XX	10 Galtronics   Rosenberger
MTM100528-XX	14-16 Ace   Amphenol   Galtronics   Gamma NU   JMA
MTM100529-XX	12 CommScope
MTM100530-XX	15-16 Amphenol   JMA   Kathrein   KMW

x denotes color = 1 - Light grey, 2 - Green, 3 - Black, 4 - Brown

Antenna Mount is not needed when pole top concealment is used.

Most commonly used mounts listed, please see antenna matrix and contact CommScope for specific antenna model capability

Find more antenna mounts by using our [Antenna Matrix](#)



# Middle-of-the-pole solutions

## Metro Cell mounting pole accessories

### Anchor bolt kit

Material ID	Description
860641110-FK	Foundation kit 860641110-XX and 860649813-XX poles 1 ¼ x 48 long x 16 in bolt circle

### Anchor bolt cover kit

Material ID	Description
860641110-CKx	Base cover kit for 860641110-XX (for 8 in dia pole series)
860644785-CKx	Base cover kit for 860649813-XX (for 10 in dia pole series)
860641110-WAx	Washington base cover kit for 8 in dia pole series
860649813-WAx	Washington base cover kit for 860649813-XX (for 10 in dia pole series)
860657883-AVx	Avalon base cover kit for 8 in dia pole series
860662212-10-AVx	Avalon base cover kit for 860649813-XX (for 10 in dia pole series)
860650199-CKx	Base cover kit for 860650199-XX (for square poles)
860649750-CKx	Base cover kit for 860649750-XX (for fluted poles)

x denotes color = 1 - Light grey, 2 - Green, 3 - Black, 4 - Brown

### Embedded pole adapter

Material ID	Description
860636943-12	Pole kit, 8 in diameter x 12 ft long (for use with 8 in pole series)
860651492-14	Pole kit 10.75 in diameter x 14 ft Long (for use with 10 in pole series)

Note: Embedded pole may not be applicable for certain regions/configurations

### Break-away coupling adapters

Material ID	Description
860641257	Break-away kit for 860641110-XX (for use with 8 in pole series)

x denotes color = 1 - Light grey, 2 - Green, 3 - Black, 4 - Brown

Note: Break-away couplings may not be applicable for certain regions/configurations



# Bottom-of-the-pole solutions:

Customizable and accessible for street-level performance



Structurally reinforced base

Separate wireline and wireless access

Integrated ac load center/OVP, meter, main disconnect and fiber demarc

ac-dc rectifier options

Low noise active cooling system

Custom pole and luminaire options

The bottom-of-the-pole Metro Cell solution is built to provide maximum flexibility in radios, load centers and fiber management, all with superior accessibility that simplifies upgrades—a key advantage as 5G capability spreads across the nation. When operators can maintain and upgrade easily, municipalities benefit from better services and less disruption. Bottom-of-the-pole solutions are offered in 26-in. square and 30-in. square configurations.

## Features

- Fully concealed solution
- Integrated power distribution
- Structurally reinforced base
- 4G and 5G compatible
- Separate wireline/ac meter and wireless access
- Low-noise active cooling system
- Custom pole and luminaire options available











# Bottom-of-the-pole solutions

Material ID	OEM	Radio compatibility	Power supply compatibility	Dimensions in (mm)	Product image
760237427	Ericsson	(1) 8843/4449 dual-band high power radio and (2) PSU-AC08   (2) 4415, 4426, 4478 (base)   (3) 2203/2205/2208 (pole top)   5G expansion module included   760237427E	PSU-AC08	Height Note 4 ft tall equipment Cabinet base Pole height options 35 ft   10.668 m   40 ft   12.192 m   20 ft   6.096 m   25 ft   7.62 m   30 ft   9.144 m Width 26 in   660.4 mm Pole diameter 8 in   203.2 mm	
760237427	Nokia	(2) AirScale micro radios - LAA & CBRS (pole top)   (2) AirScale dual band radios (160W or 320W)   5G expansion module included   760237427N	DELTA 1.0	Height Note 4 ft tall equipment Cabinet base Pole height options 35 ft   10.668 m   40 ft   12.192 m   20 ft   6.096 m   25 ft   7.62 m   30 ft   9.144 m Width 26 in   660.4 mm Pole diameter 8 in   203.2 mm	
760240957	Ericsson	(2) 8843/4449 dual-band high power radio and (4) PSU-AC08   (2) 4415, 4426, 4478   (3) 2203/2205/2208 (pole top)   5G expansion module included   760240957E	PSU-AC08	Height Note 4 ft tall equipment Cabinet base Pole height options 35 ft   10.668 m   40 ft   12.192 m   20 ft   6.096 m   25 ft   7.62 m   30 ft   9.144 m Width 26 in   660.4 mm Pole diameter 8 in   203.2 mm	
760240957	Nokia	(2) AirScale dual band radios (160W or 320W)   (2) AirScale micro radios - LAA & CBRS (pole top)   5G expansion module included   760240957N	DELTA 1.0	Height Note 4 ft tall equipment Cabinet base Pole height options 35 ft   10.668 m   40 ft   12.192 m   20 ft   6.096 m   25 ft   7.62 m   30 ft   9.144 m Width 26 in   660.4 mm Pole diameter 8 in   203.2 mm	
760249191	Ericsson	(1) 8843/4449 dual-band high power radio and (2) PSU-AC08   (2) 4415, 4426, 4478 (base)   (3) 2203/2205/2208 (Pole Top)   220x   440x   4455	PSU-AC08	Height Note 4 ft tall equipment Cabinet base Pole height options 35 ft   10.668 m Width 26 in   660.4 mm Pole diameter 12.75 in   323.85 mm	
760249191	Nokia	(2) AirScale micro radios - LAA & CBRS (pole top)   (2) AirScale dual band radios (160W or 320W)   5G Expansion module included	DELTA 1.0	Height Note 4 ft tall equipment Cabinet base Pole height options 35 ft   10.668 m Width 26 in   660.4 mm Pole diameter 12.75 in   323.85 mm	
760249191	Samsung	AT1K01   AT1K02   Diplexer   HT1K01   Power distribution   RF4402D-D1A   RFV01U-D1A   RFV01U-D2A   RT2201-46A   RT4401-48A	DELTA 2.0   GE	Height Note 4 ft tall equipment Cabinet base Pole height options 35 ft   10.668 m Width 26 in   660.4 mm Pole diameter 12.75 in   323.85 mm	



# Bottom-of-the-pole solutions

Material ID	OEM	Radio compatibility	Power supply compatibility	Dimensions in (mm)	Product image
760249179	Ericsson	(1) 8843/4449 dual-band high power radio and (2) PSU-AC08   (2) 4415, 4426, 4478 (base)   (3) 2203/2205/2208 (pole top)   220x   440x   4455	PSU-AC08	Height Note 4 ft tall equipment Cabinet base Pole height options 26 ft   7.925 m Width 26 in   660.4 mm Pole diameter 12.75 in   323.85 mm	
760249179	Nokia	(2) AirScale micro radios - LAA & CBRS (pole top)   (2) AirScale dual band radios (160W or 320W)	DELTA 1.0	Height Note 4 ft tall equipment Cabinet base Pole height options 26 ft   7.925 m Width 26 in   660.4 mm Pole diameter 12.75 in   323.85 mm	
760249179	Samsung	AT1K01   AT1K02   Diplexer   HT1K01   Power distribution   RF4402D-D1A   RFV01U-D1A   RFV01U-D2A   RT2201-46A   RT4401-48A	DELTA 2.0   GE	Height Note 4 ft tall equipment Cabinet base Pole height options 26 ft   7.925 m Width 26 in   660.4 mm Pole diameter 12.75 in   323.85 mm	
760252934	Nokia	(2) AirScale dual band radios (160W or 320W and (2) Delta 1kW rectifiers (base)   AHFIA   AHFIB   AHIA   AHIB   AHLBA   AHLBBA   AZRB   AirScale micro   Power distribution	ABB CC1600   CCI PSU-1200W-48-N   DELTA 2.0	Height Note 4 ft tall equipment Cabinet base Pole height options 30 ft   9.144 m   35 ft   10.668 m Width 26 in   660.4 mm Tapered Pole diameter at Base 8 in   203.2 mm	
760252934	Samsung	Power distribution   RF4402D-D1A   RT2201-46A   RT4401-48A	DELTA 2.0   GE	Height Note 4 ft tall equipment Cabinet base Pole height options 30 ft   9.144 m   35 ft   10.668 m Width 26 in   660.4 mm Tapered Pole diameter at Base 8 in   203.2 mm	
760252934	Ericsson	(1) 8843/4449 dual-band high power radio and (2) PSU-AC08   (2) RRUS11/12/32, 2212, 4415, 4426, 4478 (base)   (3) 2203/2205/2208 (pole top)   220x   440x   4455   Power distribution	PSU-AC08	Height Note 4 ft tall equipment Cabinet base Pole height options 30 ft   9.144 m   35 ft   10.668 m Width 26 in   660.4 mm Tapered Pole diameter at Base 8 in   203.2 mm	

# Integrated pole solutions:

Superior flexibility and virtual invisibility in one integrated package

12, 18 and 20 diameter solutions

Modular design

Integrated power system with concealed meter, load center and main disconnect

Radio concealment module with integrated RF combining

Single and multi-operator capable

Because no two small cell deployments are identical, CommScope offers wireless operators an integrated pole portfolio that's flexible enough to provide communities with the network performance users need—and in a thoughtfully aesthetic solution. Integrated pole solutions are offered in 12-in. straight and 12-in., 18-in., and 20-in. round base sizes.








## Features

- Aesthetics fully concealed
- Single- and multi-carrier options
- Integrated power system with concealed meter, load center and main disconnect
- 4G and 5G compatible
- Multiple luminaire arm and color options





# Integrated pole solutions

Material ID	OEM	Radio compatibility	Power field	Dimensions ft (m)	Product image
760242715	Ericsson	(3) 2205/2208 (pole top)   (4) 2203 (radio concealment module)   1281   5G Expansion module included   6701   760242715E		Height Note 5.5 ft tall radio concealment module   8 ft tall power module base Pole height options 20 ft   6.096 m   25 ft   7.62 m   30 ft   9.144 m   35 ft   10.668 m   40 ft   12.192 m Pole diameter 12.8 in   325.12 mm	
760242715	Nokia	(2) AirScale micro radios - LAA & CBRS (pole top)   (2) AirScale micro radios - (radio concealment module)   5G Expansion module included   760242715N		Height Note 5.5 ft tall radio concealment module   8 ft tall power module base Pole height options 20 ft   6.096 m   25 ft   7.62 m   30 ft   9.144 m   35 ft   10.668 m   40 ft   12.192 m Pole diameter 12.8 in   325.12 mm	
760242715	Samsung	AT1K01   AT1K02   RT2201-46A   RT4401-48A		Height Note 5.5 ft tall radio concealment module   8 ft tall power module base Pole height options 20 ft   6.096 m   25 ft   7.62 m   30 ft   9.144 m   35 ft   10.668 m   40 ft   12.192 m Pole diameter 12.8 in   325.12 mm	
760242726	Ericsson	(3) 2205/2208 (pole top)   (4) 2203 (radio concealment module)   760242726E		Height Note 5.5 ft tall radio concealment module   8 ft tall power module base Pole height options 20 ft   6.096 m   25 ft   7.62 m   30 ft   9.144 m   35 ft   10.668 m   40 ft   12.192 m Pole diameter 12.8 in   325.12 mm	
760242726	Nokia	(2) AirScale micro radios - LAA & CBRS (pole top)   (2) AirScale micro radios - (radio concealment module)   760242726N		Height Note 5.5 ft tall radio concealment module   8 ft tall power module base Pole height options 20 ft   6.096 m   25 ft   7.62 m   30 ft   9.144 m   35 ft   10.668 m   40 ft   12.192 m Pole diameter 12.8 in   325.12 mm	
760252001	Ericsson	1281   220x   440x   6701		Pole height options 20 ft   6.096 m   25 ft   7.62 m   30 ft   9.144 m   32 ft   9.754 m   35 ft   10.668 m   40 ft   12.192 m Width 12/75 in   323.850 mm Pole diameter 12.8 in   325.12 mm	
760252001	Samsung	AT1K01   AT1K02   RT2201-46A   RT4401-48A		Pole height options 20 ft   6.096 m   25 ft   7.62 m   30 ft   9.144 m   32 ft   9.754 m   35 ft   10.668 m   40 ft   12.192 m Width 12/75 in   323.850 mm Pole diameter 12.8 in   325.12 mm	









# Integrated pole solutions

Material ID	OEM	Radio compatibility	Power field	Dimensions ft (m)	Product image
760242261	Ericsson	1281   6701		Height Note 8 ft tall power module base Pole height options 20 ft   6.096 m   25 ft   7.62 m   30 ft   9.144 m   35 ft   10.668 m   40 ft   12.192 m Pole diameter 12.8 in   325.12 mm	
760242261	Nokia	(3) AEUA (Upgradeable to AEWA)   AEUB   AEWB		Height Note 8 ft tall power module base Pole height options 20 ft   6.096 m   25 ft   7.62 m   30 ft   9.144 m   35 ft   10.668 m   40 ft   12.192 m Pole diameter 12.8 in   325.12 mm	
760242261	Samsung	AT1K01   AT1K02   HT1K01		Height Note 8 ft tall power module base Pole height options 20 ft   6.096 m   25 ft   7.62 m   30 ft   9.144 m   35 ft   10.668 m   40 ft   12.192 m Pole diameter 12.8 in   325.12 mm	
760242726XD	Ericsson	1281   220x   440x   5G expansion module included   6701		Pole height options 35 ft   10.668 m   40 ft   12.192 m   20 ft   6.096 m   25 ft   7.62 m   30 ft   9.144 m Pole diameter 12.8 in   325.12 mm	
760242726XD	Nokia	(2) AirScale micro radios   5G expansion module included   AEUB   AEWB		Pole height options 35 ft   10.668 m   40 ft   12.192 m   20 ft   6.096 m   25 ft   7.62 m   30 ft   9.144 m Pole diameter 12.8 in   325.12 mm	
760242726XD	Samsung	AT1K01   AT1K02   5G expansion module included		Pole height options 35 ft   10.668 m   40 ft   12.192 m   20 ft   6.096 m   25 ft   7.62 m   30 ft   9.144 m Pole diameter 12.8 in   325.12 mm	
760239946	Ericsson	(3) 2205/2208 (pole top)   (6) 2203/2205/2208 radios   1281   220x   440x   4415   4426   4478   5G expansion module included   6701   760242260E   Diplexer   Power distribution	PSU-AC-08	Height Note 10 ft tall equipment base Pole height options 20 ft   6.096 m   25 ft   7.62 m   30 ft   9.144 m   35 ft   10.668 m   40 ft   12.192 m Width 18 in   457.200 mm Pole diameter 8 in   203.2 mm	
760239946	Nokia	(1) AirScale dual band 160W + (2) AirScale micro radios   (1) AirScale dual band 320W   (2) AirScale micro radios – LAA & CBRS (pole top)   (4) AirScale micro radios (Base)   5G expansion module included   760242260N   AHFIA   Diplexer   Power distribution	DELTA 2.0	Height Note 10 ft tall equipment base Pole height options 20 ft   6.096 m   25 ft   7.62 m   30 ft   9.144 m   35 ft   10.668 m   40 ft   12.192 m Width 18 in   457.200 mm Pole diameter 8 in   203.2 mm	
760239946	Samsung	AT1K01   AT1K02   Diplexer   Power distribution   RF4402D-D1A   RT2201-46A   RT4401-48A	DELTA 2.0	Height Note 10 ft tall equipment base Pole height options 20 ft   6.096 m   25 ft   7.62 m   30 ft   9.144 m   35 ft   10.668 m   40 ft   12.192 m Width 18 in   457.200 mm Pole diameter 8 in   203.2 mm	









# Integrated pole solutions

Material ID	OEM	Radio compatibility	Power field	Dimensions ft (m)	Product image
760251611XYS	Ericsson	1281   220x   440x   6701		Height Note 5 ft tall equipment base   5.5 ft tall radio concealment module Pole height options 20 ft   6.096 m   25ft   7.62 m   26 ft   7.925 m   30 ft   9.144 m   35 ft   10.668 m Width 12.8 in   325.120 mm Pole diameter 8 in   325.12 mm	
760251611XYS	Nokia	(2) AirScale micro radios - LAA & CBRS (pole top)   (2) AirScale micro radios – (radio concealment module)   AEUB   AEWB		Height Note 5 ft tall equipment base   5.5 ft tall radio concealment module Pole height options 20 ft   6.096 m   25ft   7.62 m   26 ft   7.925 m   30 ft   9.144 m   35 ft   10.668 m Width 12.8 in   325.120 mm Pole diameter 8 in   325.12 mm	
760251611XYS	Samsung	AT1K01   AT1K02   RT2201-46A   RT4401-48A		Height Note 5 ft tall equipment base   5.5 ft tall radio concealment module Pole height options 20 ft   6.096 m   25ft   7.62 m   26 ft   7.925 m   30 ft   9.144 m   35 ft   10.668 m Width 12.8 in   325.120 mm Pole diameter 8 in   325.12 mm	
760239237	Ericsson	(3) 2205/2208 (pole top)   (4) 2203 (radio concealment module)   5G expansion module included   760239237E		Height Note 5 ft tall equipment base   5.5 ft tall radio concealment module Pole height options 20 ft   6.096 m   25 ft   7.62 m   30 ft   9.144 m   35 ft   10.668 m   40 ft   12.192 m Width 12.8 in   325.12 mm Pole diameter 8 in   203.2 mm	
760239237	Nokia	(2) AirScale micro radios - LAA & CBRS (pole top)   (2) AirScale micro radios – (radio concealment module)   5G expansion module included   760239237N		Height Note 5 ft tall equipment base   5.5 ft tall radio concealment module Pole height options 20 ft   6.096 m   25 ft   7.62 m   30 ft   9.144 m   35 ft   10.668 m   40 ft   12.192 m Width 12.8 in   325.12 mm Pole diameter 8 in   203.2 mm	
760243184	Ericsson	(12) 2203/2205/2208 radios   (2) 4415/4426/4478 and (2) Ericsson PSU AC08   (3) 2205/2208 (pole top)   220x   440x   4415   4426   4478   5G expansion module included   760243184E	PSU-AC-08	Height Note 10 ft tall equipment base   3.5 ft tall radio expansion module Pole height options 20 ft   6.096 m   25 ft   7.62 m   30 ft   9.144 m   35 ft   10.668 m   40 ft   12.192 m Width 18 in   457.2 mm Pole diameter 8 in   203.2 mm	
760243184	Nokia	(2) AirScale dual band 320W and rectifiers   (2) AirScale dual band 160W + (4) AirScale micro radios   (2) AirScale micro radios – LAA & CBRS (pole top)   (8) AirScale micro radios (base)   5G expansion module included   760243184N	DELTA 2.0	Height Note 10 ft tall equipment base   3.5 ft tall radio expansion module Pole height options 20 ft   6.096 m   25 ft   7.62 m   30 ft   9.144 m   35 ft   10.668 m   40 ft   12.192 m Width 18 in   457.2 mm Pole diameter 8 in   203.2 mm	
760243184	Samsung	AT1K01   AT1K02   RF4402D-D1A   RT2201-46A   RT4401-48A	DELTA 2.0	Height Note 10 ft tall equipment base   3.5 ft tall radio expansion module Pole height options 20 ft   6.096 m   25 ft   7.62 m   30 ft   9.144 m   35 ft   10.668 m   40 ft   12.192 m Width 18 in   457.2 mm Pole diameter 8 in   203.2 mm	



# Integrated pole solutions

Material ID	OEM	Equipment compatibility	Dimensions in (mm)	Pole height options ft (m)	Pole diameter in (mm)	Product image
760252850	Ericsson	(3) 2205/2208 (pole top)   (6) 2203/2205/2208 radios   1281   220x   440x   4415   4426   4478   5G expansion module included   6701   760242260E   DELTA 2.0   Diplexer   GE   PSU-AC-08   Power distribution	Width: 18   457.2 Depth: 18   457.2	20   6.096 25   7.62 30   9.144 35   10.668 40   12.192	8   203.2	
760252850	Nokia	(1) AirScale dual band 160W + (2) AirScale micro radios   (1) AirScale dual band 320W   (2) AirScale micro radios – LAA & CBRS (pole top)   (4) AirScale micro radios (base)   5G expansion module included   760242260N, AHFIA   DELTA 2.0   Diplexer   Power distribution	Width: 18   457.2 Depth: 18   457.2	20   6.096 25   7.62 30   9.144 35   10.668 40   12.192	8   203.2	
760252850	Samsung	AT1K01   AT1K02   DELTA 2.0, Diplexer   Power distribution   RF4402D-D1A   RT2201-46A   RT4401-48A	Width: 18   457.2 Depth: 18   457.2	20   6.096 25   7.62 30   9.144 35   10.668 40   12.192	8   203.2	
760252850D	Ericsson	(12) 2203/2205/2208 radios, (2) 2212/4415/4426/4478 and (2) Ericsson PSU AC08   (3) 2205/2208 (pole top)   220x, 440x   4415   4426   4478   5G expansion module included   760243184E	Depth: 18   457.2	20   6.096 25   7.62 30   9.144 35   10.668 40   12.192	8   203.2	
760252850D	Nokia	(2) AirScale dual band 320W and rectifiers   (2) AirScale dual band 160W + (4) AirScale micro radios   (2) AirScale micro radios – LAA & CBRS (pole top)   (8) AirScale micro radios (base), 5G expansion module included   760243184N	Depth: 18   457.2	20   6.096 25   7.62 30   9.144 35   10.668 40   12.192	8   203.2	
760252850D	Samsung	AT1K01   AT1K02   RF4402D-D1A   RT2201-46A   RT4401-48A	Depth: 18   457.2	20   6.096 25   7.62 30   9.144 35   10.668 40   12.192	8   203.2	

# CellSign wall mount solutions:

Delivering 5G-ready outdoor small cell performance that really stands out

Metro Cell wall mounts—including our proprietary CellSign concealment solution—provide a valuable option for operators and neutral hosts who need to bring sub 6-ready performance to areas of dense network traffic. Designed to be mounted to building walls—either openly or within illuminated signage—CommScope’s wall-mounted Metro Cell solutions are a great way to comply with regulatory restrictions.

## Features

- Housing for small cell radios, BBU with integrated power, fiber, cooling and lighting
- Vendor agnostic, support range of 5-watt radios
- CellSign’s compact concealment solution blends with existing or new signage
- Flexible design, overall concealment box sized to suit existing signage
- RF transparent, translucent panels with integrated lighting can be customized as needed

## The all-in-one solution, all in one box

CellSign takes outdoor small cells to the next level.



### How it looks

- Minimum form factor is 0.8 meters square, 0.25 meters deep, plus optional external antenna mount
- Can be sized to suit customer specifications, allowing it to blend with existing signage
- RF-transparent panels can be customized with any logo or design
- Available with or without integration illumination

### What it does

- Houses a wide range of 5-watt radios and BBUs, plus integrated power, fiber and cooling
- Supports both radio-embedded and optional external (but concealed) antennas
- Features hinged panels that allow easy maintenance access
- Delivers coverage and capacity where they are needed most—in dense urban areas

CommScope's CellSign empowers your network to deploy 5G-ready outdoor small cell sites that blend and brand at the same time. Light up your next site deployment with a message that matters—with CommScope.

### CellSign opens up a world of network and branding possibilities

Built to blend, CellSign is right at home anywhere signage is used. Consider the possibilities:

- Branded partnerships with property owners
- Promotion of your own network's brand
- Announcing the presence of 5G coverage to customers
- More sites in more places, covering more users than ever



To learn more about CellSign, including custom sizes, graphics and other options, contact your CommScope representative today.



# Wood pole mount brackets:

The ideal retrofit solution for any height or diameter

CommScope's compact Metro Cell solutions are small enough to go just about anywhere, and we provide a variety of wood pole mount brackets that can attach to virtually any wooden pole of any size, at whatever height is required. Combined with our specialized enclosures, these mounting solutions provide an easy path for retrofit deployments.







## Features

- Supports small cell radios and equipment on wood poles
- Options for both concealed and non-concealed configurations
- Options to accommodate both radios and antennas on a single mount



# Wood pole mount solutions

## Wood pole mounts

Material ID	OEM	Equipment compatibility	Dimensions in (mm)	Volume	Product image
<a href="#">SSC-760239211NS</a>	Ericsson	220x   440x	Height: 41   1,041.40 Width: 12   304.80 Depth: 37   939.80	N/A	
<a href="#">SSC-760239913</a>	Ericsson	4449   884   Diplexer   PSU-AC-08	Height: 24.1   612.14 Width: 12.6   320.04 Depth: 27.39   695.706		
<a href="#">SSC-760239913NS</a>	Ericsson	4449   8843   Diplexer   PSU-AC-08	Height: 23.88   606.552 Width: 12.5   317.50 Depth: 29.76   755.904	N/A	
<a href="#">SSC-760250953S-XX</a>	Samsung	DELTA 2.0   GE   RF4402D-D1A   RT2201-46A   RT4401-48A	Height: 35.2   894.08 Width: 22.2   563.88 Depth: 18.2   462.28		
<a href="#">SSC760242657NS</a>	Ericsson	(2) RRUS11/12/32   2212   441)   4426   4478	Height: 41   1,041.40 Width: 24   609.60 Depth: 24   609.60	N/A	
<a href="#">SSC760242658NS</a>	Ericsson	220x   440x	Height: 41   1,041.40 Width: 24   609.60 Depth: 24   609.60	N/A	





# PowerShift Metro:

A smarter, easier way to power your small cell networks

Demand for wireless data is exploding, with 5G deployments increasing daily. Increased data traffic requires more computational power. As a result, networks must increase cell density, adding thousands of small cells—up to 10 for every LTE macro site. And they all need power. A typical three-sector small cell can require 200–1,000 watts of power. How do you run reliable power to every small cell quickly and affordably? Your solutions are as limited as your time and budget. What's your strategy? PowerShift Metro.

**PowerShift Metro is an innovative solution that delivers cost-effective power, fiber and battery backup to clusters of small cells up to two miles away.**

The heart of the PowerShift Metro solution is the power hub—ac power supply, rectifier and battery backup—that can be deployed from any central location or macro site. The power hub distributes power (from the grid) and up to 144 fiber strands to clusters of small cells arranged in a “hub and spoke” architecture. The power hub also contains enough battery backup to deliver full power to the small cells should the grid power fail.

The power hub is a fully self-contained power station complete with cooling, power and space for additional gear—so operators can use

it to install and house other components such as virtualized distributed units, baseband units, compute and network switches, and more.

Built-in safety features enable non-certified electrical personnel to install the solution. In most cases, the cable can be co-routed with other communications cabling. A unique, expandable bus structure lets you add edge nodes or additional power, often without cable upgrades. Real-time monitoring delivers a wide range of data—like voltage, current, and operating temperature—on-site or from any web browser. PowerShift Metro supports applications such as fixed-wireless access points, mobile edge computing, hybrid fiber coaxial cabinets, smart city installations and more.

## Regain control of your small cell deployment with PowerShift Metro

By eliminating the excessive time, costs and scheduling uncertainty associated with a utility drop, PowerShift Metro enables operators to quickly and efficiently provide primary and backup power to their small cells, even where power is not readily available. Reducing the number of uncontrolled variables gives operators complete control over how, when and where to add small cell coverage—so you can swiftly respond to new market opportunities and reduce time to market while reducing overall costs and increasing network reliability.

CommScope PowerShift Metro is engineered and supported by an industry leader who has the experience, expertise and global resources to keep your network growing. No matter where you are located or what your goals are, CommScope helps you adapt and evolve your network to ensure the high-speed capacity and consistent quality of service your users expect. Today and tomorrow.

### Key benefits



Dramatically reduce installation costs



Accelerate time-to-market



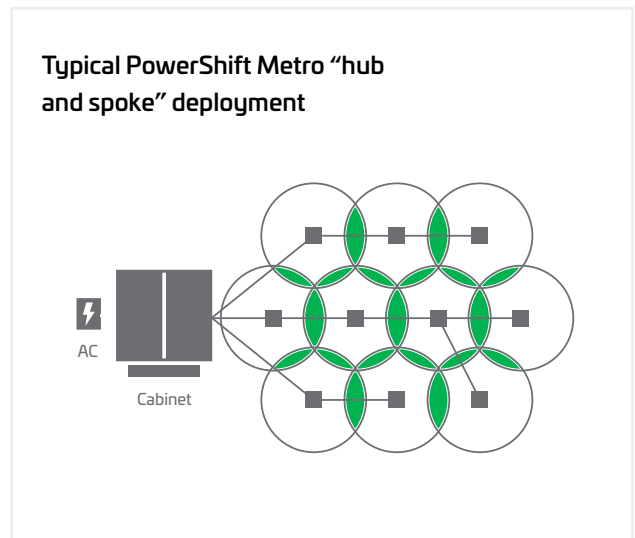
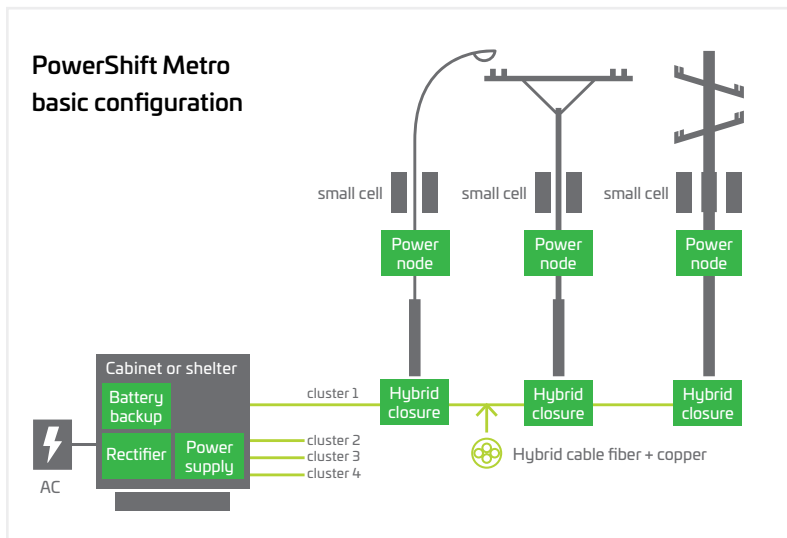
Ensure service continuity



Future-proof your power infrastructure



Reduce congestion at the pole



To learn more about the CommScope PowerShift Metro solution, watch this brief video and see how PowerShift Metro can help you take control of your small cell networks.

[Learn more](#)

CommScope pushes the boundaries of communications technology with game-changing ideas and ground-breaking discoveries that spark profound human achievement.

We collaborate with our customers and partners to design, create and build the world's most advanced networks. It is our passion and commitment to identify the next opportunity and realize a better tomorrow. Discover more at [commscope.com](https://commscope.com).

**COMMSCOPE®**

---

[commscope.com](https://commscope.com)

Visit our website or contact your local CommScope representative for more information.

© 2022 CommScope, Inc. All rights reserved. All trademarks identified by ™ or ® are trademarks or registered trademarks in the US and may be registered in other countries. All product names, trademarks and registered trademarks are property of their respective owners. This document is for planning purposes only and is not intended to modify or supplement any specifications or warranties relating to CommScope products or services.