


RZV5-65D-R7



14-port sector antenna, 2x 694–960, 2x 1427–2690 and 10x 1695–2690 MHz, 65° HPBW, 7x RET

- All Internal RET actuators are connected in "Cascaded SRET" configuration
- Uses the 4.3-10 connector which is 40 percent smaller than the 7-16 DIN connector
- Supports re-configurable antenna sharing capability enabling control of the internal RET system using up to two separate RET compatible OEM radios
- Antenna shape optimized for wind load reduction

General Specifications

Antenna Type	Sector
Band	Multiband
Color	Light Gray (RAL 7035)
Grounding Type	RF connector inner conductor and body grounded to reflector and mounting bracket
Performance Note	Outdoor usage
Radome Material	Fiberglass, UV resistant
Reflector Material	Aluminum
RF Connector Interface	4.3-10 Female
RF Connector Location	Bottom
RF Connector Quantity, high band	12
RF Connector Quantity, mid band	0
RF Connector Quantity, low band	2
RF Connector Quantity, total	14

Remote Electrical Tilt (RET) Information

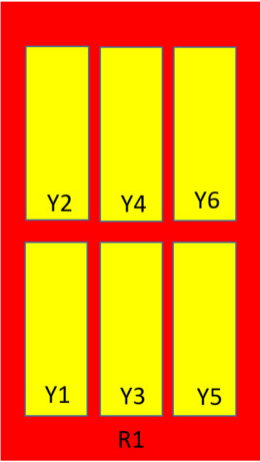
RET Hardware	CommRET v2
RET Interface	8-pin DIN Female 8-pin DIN Male
RET Interface, quantity	2 female 2 male
Input Voltage	10–30 Vdc
Internal RET	High band (6) Low band (1)
Power Consumption, active state, maximum	8 W
Power Consumption, idle state, maximum	1 W
Protocol	3GPP/AISG 2.0 (Single RET)

RZV5-65D-R7

Dimensions

Width	395 mm 15.551 in
Depth	228 mm 8.976 in
Length	2688 mm 105.827 in
Net Weight, without mounting kit	38.7 kg 85.319 lb

Array Layout




Array	Freq (MHz)	Conns	RET (SRET)	AISG RET UID
R1	694-960	1-2	1	CPxxxxxxxxxxxxR1
Y1	1695-2690	3-4	2	CPxxxxxxxxxxxxY1
Y2	1695-2690	5-6	3	CPxxxxxxxxxxxxY2
Y3	1427-2690	7-8	4	CPxxxxxxxxxxxxY3
Y4	1695-2690	9-10	5	CPxxxxxxxxxxxxY4
Y5	1695-2690	11-12	6	CPxxxxxxxxxxxxY5
Y6	1695-2690	13-14	7	CPxxxxxxxxxxxxY6

(Sizes of colored boxes are not true depictions of array sizes)

Port Configuration

RZV5-65D-R7



Electrical Specifications

Impedance	50 ohm
Operating Frequency Band	1427 – 2690 MHz 1695 – 2690 MHz 694 – 960 MHz
Polarization	±45°
Total Input Power, maximum	1,000 W @ 50 °C

Electrical Specifications

Frequency Band, MHz	694–790	790–890	890–960	1695–1920	1920–2200	2300–2500	2500–2690	1427–1518	1695–2690
Gain, dBi	16.4	17	17	16.8	17.7	17.9	17.8	15	17.6
Beamwidth, Horizontal, degrees	66	63	63	69	63	61	62	70	59
Beamwidth, Vertical, degrees	9	8	7.4	7.2	6.5	5.8	5.5	9.6	6.9
Beam Tilt, degrees	2–12	2–12	2–12	2–12	2–12	2–12	2–12	2–12	2–12
USLS (First Lobe), dB	22	24	24	17	18	18	18	20	15
Front-to-Back Ratio at 180°, dB	41	35	33	34	37	35	32	32	39
CPR at Boresight, dB	14	16	15	20	21	21	20	21	21

RZV5-65D-R7

Isolation, Cross Polarization, dB	27	27	27	27	27	27	27	25	25
Isolation, Inter-band, dB	28	28	28	25	25	25	25	25	25
VSWR Return loss, dB	1.5 14.0	1.5 14.0	1.5 14.0	1.5 14.0	1.5 14.0	1.5 14.0	1.5 14.0	1.5 14.0	1.5 14.0
PIM, 3rd Order, 2 x 20 W, dBc	-153	-153	-153	-153	-153	-153	-153	-153	-153
Input Power per Port at 50° C, maximum, watts	250	250	250	200	200	200	200	250	200

Mechanical Specifications

Wind Loading @ Velocity, frontal	430.0 N @ 150 km/h (96.7 lbf @ 150 km/h)
Wind Loading @ Velocity, lateral	390.0 N @ 150 km/h (87.7 lbf @ 150 km/h)
Wind Loading @ Velocity, maximum	864.0 N @ 150 km/h (194.2 lbf @ 150 km/h)
Wind Loading @ Velocity, rear	492.0 N @ 150 km/h (110.6 lbf @ 150 km/h)
Wind Speed, maximum	241 km/h (150 mph)

Packaging and Weights

Width, packed	505 mm 19.882 in
Depth, packed	386 mm 15.197 in
Length, packed	2831 mm 111.457 in
Weight, gross	58.9 kg 129.852 lb

Regulatory Compliance/Certifications

Agency	Classification
CHINA-ROHS	Below maximum concentration value
ISO 9001:2015	Designed, manufactured and/or distributed under this quality management system
ROHS	Compliant
UK-ROHS	Compliant



Included Products


BSAMNT-4	–	Wide Profile Antenna Downtilt Mounting Kit for 2.4 - 4.5 in (60 - 115 mm) OD round members. Kit contains one scissor top bracket set and one bottom bracket set.
----------	---	--

* Footnotes

RZV5-65D-R7

Performance Note Severe environmental conditions may degrade optimum performance

BSAMNT-4



Wide Profile Antenna Downtilt Mounting Kit for 2.4 - 4.5 in (60 - 115 mm) OD round members. Kit contains one scissor top bracket set and one bottom bracket set.

Product Classification

Product Type Downtilt mounting kit

General Specifications

Application Outdoor

Color Silver

Dimensions

Compatible Diameter, maximum 115 mm | 4.528 in

Compatible Diameter, minimum 60 mm | 2.362 in

Weight, net 6.5 kg | 14.33 lb

Material Specifications

Material Type Galvanized steel

Packaging and Weights

Included Brackets | Hardware

Packaging quantity 1

Regulatory Compliance/Certifications

Agency	Classification
CHINA-ROHS	Below maximum concentration value
ISO 9001:2015	Designed, manufactured and/or distributed under this quality management system
REACH-SVHC	Compliant as per SVHC revision on www.andrew.com/ProductCompliance
ROHS	Compliant
UK-ROHS	Compliant

