

# F1A-XMHM-6-P-W1



FSJ1-50A SureFlex® Jumper with interface types NEX10 Male and 4.3-10 Male with HELIAX® SureGuard weatherproofing boot on 4.3-10 side, 6ft

- WARNING: DO NOT MATE WITH 4.1-9.5 DIN

## Product Classification

Product Type	SureFlex® Premium, static PIM
Product Brand	HELIAX®   SureFlex®
Product Series	FSJ1-50A

## General Specifications

Body Style, Connector A	Straight
Body Style, Connector B	Straight
Interface, Connector A	NEX10 Male
Interface, Connector B	4.3-10 Male
Specification Sheet Revision Level	A

## Dimensions

Length	1.83 m   6.004 ft
Nominal Size	1/4 in

## Electrical Specifications

3rd Order IMD	-116 dBm
3rd Order IMD Test Method	Two +43 dBm carriers

## VSWR/Return Loss

Frequency Band	VSWR	Return Loss (dB)
698–970 MHz	1.065	30
1700–2200 MHz	1.083	28
2500–2700 MHz	1.106	26
3400–3800 MHz	1.222	20

## Jumper Assembly Sample Label

# F1A-XMHM-6-P-W1



## Environmental Specifications

<b>Immersion Test Method</b>	Meets IEC 60529:2001, IP68 in mated condition
<b>Weatherproofing Method</b>	HELIAX® SureGuard weatherproofing boot

## Regulatory Compliance/Certifications

Agency	Classification
CHINA-ROHS	Below maximum concentration value
REACH-SVHC	Compliant as per SVHC revision on <a href="http://www.andrew.com/ProductCompliance">www.andrew.com/ProductCompliance</a>
ROHS	Compliant
UK-ROHS	Compliant



## Included Products

F1HM-S2	- 4.3-10 Male for 1/4 in foam coaxial cable, factory attached
F1XM-P-HS	- NEX10 Male for 1/4 in foam coaxial cable, factory attached
FSJ1-50A	- FSJ1-50A, HELIAX® Superflexible Low Density Foam Coaxial Cable, corrugated copper, 1/4 in, black PE jacket

# F1HM-S2

---

4.3-10 Male for 1/4 in foam coaxial cable, factory attached

## Product Classification

Product Type	Wireless and radiating connector
Product Brand	HELIAX®   SureFlex®

## General Specifications

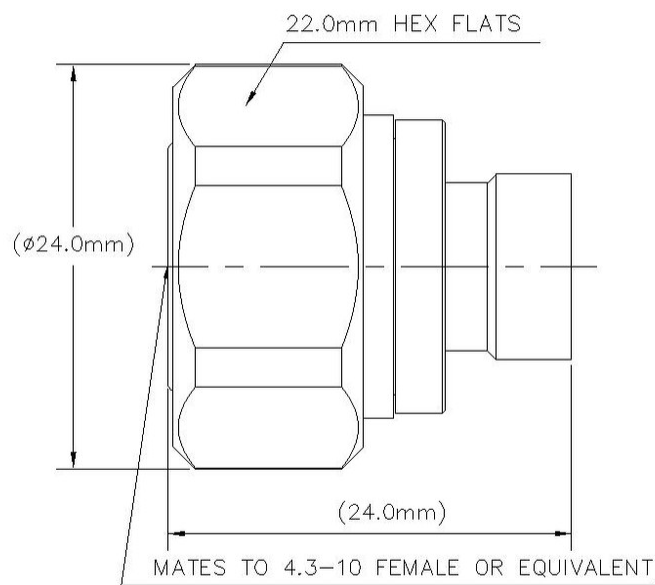
Body Style	Straight
Inner Contact Attachment Method	Solder
Inner Contact Plating	Silver
Interface	4.3-10 Male
Outer Contact Attachment Method	Solder
Outer Contact Plating	Trimetal

## Dimensions

Length	23.88 mm   0.94 in
Diameter	23.88 mm   0.94 in
Nominal Size	1/4 in

## Outline Drawing

# F1HM-S2



## Electrical Specifications

3rd Order IMD at Frequency	-119 dBm @ 910 MHz
3rd Order IMD Test Method	Two +43 dBm carriers
Insertion Loss Coefficient, typical	0.05
Cable Impedance	50 ohm
Connector Impedance	50 ohm
dc Test Voltage	2300 V
Inner Contact Resistance, maximum	1 mOhm
Insulation Resistance, minimum	5000 MOhm
Operating Frequency Band	0 – 6000 MHz
Outer Contact Resistance, maximum	1 mOhm
Peak Power, maximum	6.4 kW
RF Operating Voltage, maximum (vrms)	565 V

## VSWR/Return Loss

Frequency Band	VSWR	Return Loss (dB)
0-3000 MHz	1.041	33.94

# F1HM-S2

3000–4000 MHz	1.065	30.04
4000–6000 MHz	1.119	25.01

## Mechanical Specifications

Connector Retention Tensile Force	449.27 N   101 lbf
Connector Retention Torque	1.1 N-m   9.736 in lb
Coupling Nut Proof Torque	8 N-m   70.806 in lb
Coupling Nut Retention Force	449.98 N   101.16 lbf
Interface Durability	100 cycles
Mechanical Shock Test Method	IEC 60068-2-27

## Environmental Specifications

Operating Temperature	-55 °C to +85 °C (-67 °F to +185 °F)
Storage Temperature	-65 °C to +125 °C (-85 °F to +257 °F)
Attenuation, Ambient Temperature	20 °C   68 °F
Average Power, Ambient Temperature	40 °C   104 °F
Average Power, Inner Conductor Temperature	100 °C   212 °F
Corrosion Test Method	IEC 60068-2-11
Immersion Depth	1 m
Immersion Test Mating	Mated
Immersion Test Method	IEC 60529:2001, IP68
Moisture Resistance Test Method	IEC 60068-2-3
Thermal Shock Test Method	IEC 60068-2-14
Vibration Test Method	IEC 60068-2-6

## Packaging and Weights

Weight, net	31.21 g   0.069 lb
-------------	--------------------

## Regulatory Compliance/Certifications

Agency	Classification
CHINA-ROHS	Below maximum concentration value
ISO 9001:2015	Designed, manufactured and/or distributed under this quality management system
REACH-SVHC	Compliant as per SVHC revision on <a href="http://www.andrew.com/ProductCompliance">www.andrew.com/ProductCompliance</a>
ROHS	Compliant

# F1HM-S2

---

UK-ROHS

Compliant/Exempted



\* Footnotes

**Insertion Loss Coefficient, typical** 0.05√freq (GHz) (not applicable for elliptical waveguide)

**Immersion Depth** Immersion at specified depth for 24 hours

# F1XM-P-HS



NEX10 Male for 1/4 in foam coaxial cable, factory attached

## Product Classification

Product Type	Wireless and radiating connector
Product Brand	HELIAX®

## General Specifications

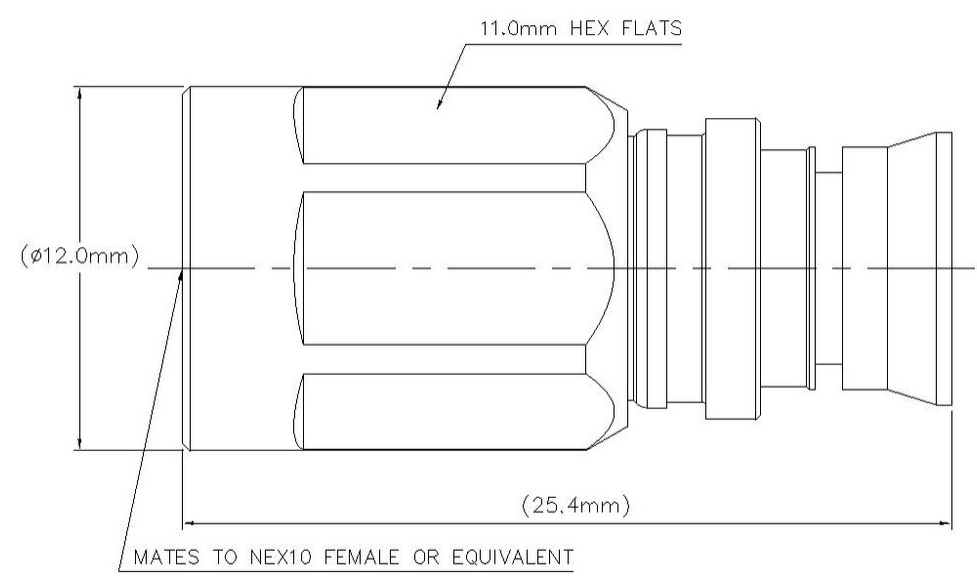
Body Style	Straight
Inner Contact Attachment Method	Solder
Inner Contact Plating	Silver
Interface	NEX10 Male
Outer Contact Attachment Method	Solder
Outer Contact Plating	Silver

## Dimensions

Length	25.4 mm   1 in
Diameter	11.94 mm   0.47 in
Nominal Size	1/4 in

## Outline Drawing

# F1XM-P-HS



## Electrical Specifications

3rd Order IMD at Frequency	-119 dBm @ 910 MHz
3rd Order IMD Test Method	Two +43 dBm carriers
Insertion Loss Coefficient, typical	0.05
Cable Impedance	50 ohm
Connector Impedance	50 ohm
dc Test Voltage	1500 V
Inner Contact Resistance, maximum	2 mOhm
Insulation Resistance, minimum	5000 MOhm
Operating Frequency Band	0 – 20 GHz
Outer Contact Resistance, maximum	1 mOhm
Peak Power, maximum	5 kW

## VSWR/Return Loss

Frequency Band	VSWR	Return Loss (dB)
0–3000 MHz	1.032	36.06
3000–4000 MHz	1.046	32.96



# FLXM-P-HS

4000–6000 MHz	1.135	23.98
6000–10000 MHz	1.135	23.98

## Mechanical Specifications

Connector Retention Tensile Force	449.27 N   101 lbf
Connector Retention Torque	1.1 N-m   9.736 in lb
Coupling Nut Proof Torque	5 N-m   44.254 in lb
Coupling Nut Retention Force	499.98 N   112.4 lbf
Interface Durability	100 cycles
Mechanical Shock Test Method	IEC 60068-2-27

## Environmental Specifications

Operating Temperature	-55 °C to +85 °C (-67 °F to +185 °F)
Storage Temperature	-65 °C to +125 °C (-85 °F to +257 °F)
Attenuation, Ambient Temperature	20 °C   68 °F
Average Power, Ambient Temperature	40 °C   104 °F
Average Power, Inner Conductor Temperature	100 °C   212 °F
Corrosion Test Method	IEC 60068-2-11
Immersion Depth	1 m
Immersion Test Mating	Mated
Immersion Test Method	IEC 60529:2001, IP68
Moisture Resistance Test Method	IEC 60068-2-3
Thermal Shock Test Method	IEC 60068-2-14
Vibration Test Method	IEC 60068-2-6

## Packaging and Weights

Weight, net	8.8 g   0.019 lb
-------------	------------------

## Regulatory Compliance/Certifications

Agency	Classification
CHINA-ROHS	Below maximum concentration value
ISO 9001:2015	Designed, manufactured and/or distributed under this quality management system
REACH-SVHC	Compliant as per SVHC revision on <a href="http://www.andrew.com/ProductCompliance">www.andrew.com/ProductCompliance</a>
ROHS	Compliant

# FIXM-P-HS

UK-ROHS


Compliant



## \* Footnotes

<b>Insertion Loss Coefficient, typical</b>	0.05√freq (GHz) (not applicable for elliptical waveguide)
<b>Immersion Depth</b>	Immersion at specified depth for 24 hours

# FSJ1-50A



FSJ1-50A, HELIAX® Superflexible Low Density Foam Coaxial Cable, corrugated copper, 1/4 in, black PE jacket

## Product Classification

Product Type	Coaxial wireless cable
Product Brand	HELIAX®   SureFlex®
Product Series	FSJ1-50A   MLOC

## General Specifications

Product Number	887009902/00   SZ887009902/00
Flexibility	Superflexible
Jacket Color	Black
Performance Note	Attenuation values typical, guaranteed within 5%

## Dimensions

Diameter Over Dielectric	4.826 mm   0.19 in
Diameter Over Jacket	7.366 mm   0.29 in
Inner Conductor OD	1.905 mm   0.075 in
Outer Conductor OD	6.35 mm   0.25 in
Nominal Size	1/4 in

## Electrical Specifications

Cable Impedance	50 ohm ±1 ohm
Capacitance	79.4 pF/m   24.201 pF/ft
dc Resistance, Inner Conductor	9.843 ohms/km   3 ohms/kft
dc Resistance, Outer Conductor	7.216 ohms/km   2.199 ohms/kft
dc Test Voltage	1600 V
Inductance	0.2 µH/m   0.061 µH/ft
Insulation Resistance	100000 MOhms-km
Jacket Spark Test Voltage (rms)	5000 V
Operating Frequency Band	1 – 18000 MHz

# FSJ1-50A

Peak Power	6.4 kW
Velocity	82 %

## VSWR/Return Loss

Frequency Band	VSWR	Return Loss (dB)
680–960 MHz	1.201	20.8
1700–2200 MHz	1.201	20.8
2200–2700 MHz	1.433	15

## Attenuation

Frequency (MHz)	Attenuation (dB/100 m)	Attenuation (dB/100 ft)	Average Power (kW)
1.0	0.577	0.176	6.4
1.5	0.707	0.215	6.4
2.0	0.816	0.249	6.4
10.0	1.833	0.559	3.99
20.0	2.6	0.792	2.81
30.0	3.192	0.973	2.29
50.0	4.136	1.261	1.77
85.0	5.419	1.652	1.35
88.0	5.516	1.681	1.33
100.0	5.889	1.795	1.24
108.0	6.125	1.867	1.19
150.0	7.25	2.21	1.01
174.0	7.825	2.385	0.93
200.0	8.408	2.563	0.87
204.0	8.495	2.589	0.86
300.0	10.373	3.162	0.71
400.0	12.051	3.673	0.61
450.0	12.817	3.906	0.57
460.0	12.965	3.952	0.56
500.0	13.545	4.128	0.54
512.0	13.715	4.18	0.53
600.0	14.909	4.544	0.49
700.0	16.175	4.93	0.45
800.0	17.362	5.292	0.42

# FSJ1-50A

---

824.0	17.637	5.376	0.41
894.0	18.42	5.614	0.4
960.0	19.134	5.832	0.38
1000.0	19.556	5.96	0.37
1218.0	21.738	6.626	0.34
1250.0	22.044	6.719	0.33
1500.0	24.326	7.414	0.3
1700.0	26.038	7.936	0.28
1794.0	26.813	8.172	0.27
1800.0	26.862	8.187	0.27
2000.0	28.455	8.673	0.26
2100.0	29.227	8.908	0.25
2200.0	29.984	9.139	0.24
2300.0	30.727	9.365	0.24
2500.0	32.174	9.806	0.23
2700.0	33.576	10.233	0.22
3000.0	35.602	10.851	0.21
3400.0	38.183	11.638	0.19
3600.0	39.428	12.017	0.19
3700.0	40.041	12.204	0.18
3800.0	40.647	12.389	0.18
3900.0	41.247	12.571	0.18
4000.0	41.841	12.753	0.17
4100.0	42.429	12.932	0.17
4200.0	43.012	13.11	0.17
4300.0	43.59	13.286	0.17
4400.0	44.163	13.46	0.17
4500.0	44.73	13.633	0.16
4600.0	45.293	13.805	0.16
4700.0	45.852	13.975	0.16
4800.0	46.405	14.144	0.16
4900.0	46.955	14.311	0.16
5000.0	47.5	14.477	0.15
6000.0	52.747	16.077	0.14
8000.0	62.37	19.01	0.12



# FSJ1-50A

8800.0	65.974	20.108	0.11
10000.0	71.173	21.693	0.1
12000.0	79.393	24.198	0.09
14000.0	87.172	26.569	0.08
15800.0	93.872	28.611	0.08
16000.0	94.601	28.833	0.08
18000.0	101.745	31.01	0.07

## Material Specifications

Dielectric Material	Foam PE
Jacket Material	PE
Inner Conductor Material	Copper-clad aluminum wire
Outer Conductor Material	Corrugated copper

## Mechanical Specifications

Minimum Bend Radius, multiple Bends	25.4 mm   1 in
Minimum Bend Radius, single Bend	25.4 mm   1 in
Number of Bends, minimum	15
Number of Bends, typical	20
Tensile Strength	68 kg   149.914 lb
Bending Moment	0.7 N-m   6.196 in lb
Flat Plate Crush Strength	1.8 kg/mm   100.795 lb/in

## Environmental Specifications

Installation temperature	-40 °C to +60 °C (-40 °F to +140 °F)
Operating Temperature	-55 °C to +85 °C (-67 °F to +185 °F)
Storage Temperature	-70 °C to +85 °C (-94 °F to +185 °F)
Attenuation, Ambient Temperature	68 °F   20 °C
Average Power, Ambient Temperature	104 °F   40 °C
Average Power, Inner Conductor Temperature	212 °F   100 °C

## Packaging and Weights

Cable weight	0.07 kg/m   0.047 lb/ft
--------------	-------------------------

# FSJ1-50A

## Regulatory Compliance/Certifications

Agency	Classification
CHINA-ROHS	Below maximum concentration value
ISO 9001:2015	Designed, manufactured and/or distributed under this quality management system
REACH-SVHC	Compliant as per SVHC revision on <a href="http://www.andrew.com/ProductCompliance">www.andrew.com/ProductCompliance</a>
ROHS	Compliant
UK-ROHS	Compliant
UL/ETL Certification	Compliant

