

Fiber indoor/outdoor drop cable, All-Dielectric, 1 fiber Tight Buffer construction, riser, drop all-dielectric, Singlemode G.657.A2, Gel-free, Feet jacket marking, Black jacket color

- *Product complies with the Build America, Buy America Act (BABAA) requirements of the Infrastructure Investment and Jobs Act of 2021 (Pub. L. 117- 58, §§ 70901-70953), or is the subject of a waiver approved by the Secretary of Commerce or designee. Compliance requirements and waiver applicability vary based on government funding program. Check the laws and regulations for your specific program.

Product Classification

Regional Availability	Asia Australia/New Zealand EMEA Latin America North America
Portfolio	CommScope®
Product Type	Fiber indoor/outdoor cable
Product Series	R-DN
Government Requirements	Build America Buy America (BABA) compliant*


General Specifications

Cable Type	Drop
Construction Type	Non-armored
Subunit Type	Gel-free
Jacket Color	Black
Jacket Marking	Feet
Location of Manufacturing	Claremont, North Carolina
Subunit, quantity	1
Fibers per Subunit, quantity	1
Total Fiber Count	1

Dimensions

Buffer Tube/Subunit Diameter	2.9 mm 0.114 in
Diameter Over Jacket	4.9 mm 0.193 in

Representative Image



Mechanical Specifications

Minimum Bend Radius, loaded	98 mm 3.858 in
Minimum Bend Radius, unloaded	49 mm 1.929 in
Tensile Load, long term, maximum	180 N 40.466 lbf
Tensile Load, short term, maximum	601 N 135.11 lbf
Compression	10 N/mm 57.101 lb/in
Compression Test Method	FOTP-41 IEC 60794-1 E3
Flex	25 cycles
Flex Test Method	FOTP-104 IEC 60794-1 E6
Impact	2.94 N-m 26.021 in lb
Impact Test Method	FOTP-25 IEC 60794-1 E4
Strain	See long and short term tensile loads
Strain Test Method	FOTP-33 IEC 60794-1 E1
Twist	10 cycles
Twist Test Method	FOTP-85 IEC 60794-1 E7
Vertical Rise, maximum	695 m 2,280.184 ft

Optical Specifications

Fiber Type	G.657.A2 G.657.A2/B2
------------	------------------------

Environmental Specifications

Installation temperature	-10 °C to +60 °C (+14 °F to +140 °F)
--------------------------	--------------------------------------

Operating Temperature	-40 °C to +70 °C (-40 °F to +158 °F)
Storage Temperature	-40 °C to +70 °C (-40 °F to +158 °F)
Cable Qualification Standards	ANSI/ICEA S-110-717
Environmental Space	Riser
Flame Test Listing	NEC OFNR (ETL) and c(ETL)
Flame Test Method	CSA FT4 IEEE 1202 UL 1666
Jacket UV Resistance	UV stabilized
Water Penetration	24 h
Water Penetration Test Method	FOTP-82 IEC 60794-1 F5

Environmental Test Specifications

Cable Freeze	-2 °C 28.4 °F
Cable Freeze Test Method	FOTP-98 IEC 60794-1 F15
Drip	70 °C 158 °F
Drip Test Method	FOTP-81 IEC 60794-1 E14
Heat Age	-40 °C to +85 °C (-40 °F to +185 °F)
Heat Age Test Method	IEC 60794-1 F9
Low High Bend	-30 °C to +60 °C (-22 °F to +140 °F)
Low High Bend Test Method	FOTP-37 IEC 60794-1 E11
Temperature Cycle	-40 °C to +70 °C (-40 °F to +158 °F)
Temperature Cycle Test Method	FOTP-3 IEC 60794-1 F1

Packaging and Weights

Cable weight	26.5 kg/km 17.807 lb/kft
--------------	----------------------------

Regulatory Compliance/Certifications

Agency	Classification
ISO 9001:2015	Designed, manufactured and/or distributed under this quality management system

Included Products

CS-8G-TB	–	Enhanced Low Macrobending, Zero Water Peak, Dispersion-Unshifted Singlemode Fiber (ITU-T G.657.A2, B2)
R-001-SP-8G-F29IV/WB	–	Fiber indoor cable, All-Dielectric Indoor Riser Simplex, Singlemode G.657.A2, Feet jacket marking, Ivory jacket color

* Footnotes

Operating Temperature Specification applicable to non-terminated bulk fiber cable

CS-8G-TB

Enhanced Low Macrobending, Zero Water Peak, Dispersion-Unshifted Singlemode Fiber (ITU-T G. 657.A2, B2)

Product Classification

Portfolio	CommScope®
Product Type	Optical fiber

General Specifications

Cladding Diameter	125 µm
Cladding Diameter Tolerance	±0.7 µm
Cladding Non-Circularity, maximum	0.7 %
Coating Diameter (Colored)	249 µm
Coating Diameter (Uncolored)	242 µm
Coating Diameter Tolerance (Colored)	±13 µm
Coating Diameter Tolerance (Uncolored)	±5 µm
Coating/Cladding Concentricity Error, maximum	12 µm
Core/Clad Offset, maximum	0.5 µm
Proof Tensile Stress	100,000 psi (0.69 GPa)

Dimensions

Fiber Curl, minimum	4 m 13.123 ft
---------------------	-----------------

Mechanical Specifications

Macrobending, 15 mm Ø mandrel, 1 turn	0.50 dB @ 1,550 nm 1.00 dB @ 1,625 nm
Macrobending, 20 mm Ø mandrel, 1 turn	0.10 dB @ 1,550 nm 0.20 dB @ 1,625 nm
Macrobending, 30 mm Ø mandrel, 10 turns	0.03 dB @ 1,550 nm 0.10 dB @ 1,625 nm
Coating Strip Force, maximum	8.9 N 2.001 lbf
Coating Strip Force, minimum	1.3 N 0.292 lbf
Dynamic Fatigue Parameter, minimum	20

Optical Specifications

Cabled Cutoff Wavelength, maximum	1260 nm
Point Defects, maximum	0.1 dB

CS-8G-TB

Zero Dispersion Slope, maximum	0.092 ps/[km-nm-nm]
Zero Dispersion Wavelength, maximum	1324 nm
Zero Dispersion Wavelength, minimum	1302 nm
Optical Specifications, Wavelength Specific	
Attenuation, maximum	0.50 dB/km @ 1,310 nm 0.50 dB/km @ 1,385 nm 0.50 dB/km @ 1,550 nm
Dispersion, maximum	18 ps(nm-km) at 1550 nm 3.5 ps(nm-km) from 1285 nm to 1330 nm at 1310 nm
Index of Refraction	1.467 @ 1,310 nm 1.467 @ 1,385 nm 1.468 @ 1,550 nm
Mode Field Diameter	8.6 µm @ 1,310 nm 9.8 µm @ 1,550 nm
Mode Field Diameter Tolerance	±0.4 µm @ 1310 nm ±0.5 µm @ 1550 nm
Polarization Mode Dispersion Link Design Value, maximum	0.06 ps/sqrt(km)
Standards Compliance	ITU-T G.657.A2 ITU-T G.657.B2

Environmental Specifications

Heat Aging, maximum	0.05 dB/km @ 85 °C
Temperature Dependence, maximum	0.05 dB/km
Temperature Humidity Cycling, maximum	0.05 dB/km
Water Immersion, maximum	0.05 dB/km @ 23 °C


Regulatory Compliance/Certifications

Agency	Classification
ISO 9001:2015	Designed, manufactured and/or distributed under this quality management system

* Footnotes

Temperature Dependence, maximum	Temperature dependence is conducted at -60 °C to +85 °C (-76 °F to +185 °F)
Temperature Humidity Cycling, maximum	Temperature humidity cycling is conducted at -10 °C to +85 °C (+14 °F to +185 °F) up to 95% relative humidity

R-001-SP-8G-F29IV/WB



Fiber indoor cable, All-Dielectric Indoor Riser Simplex, Singlemode G.657.
A2, Feet jacket marking, Ivory jacket color

Product Classification

Regional Availability	Asia Australia/New Zealand Latin America Middle East/Africa North America
Portfolio	CommScope®
Product Type	Fiber indoor cable
Product Series	R-SP

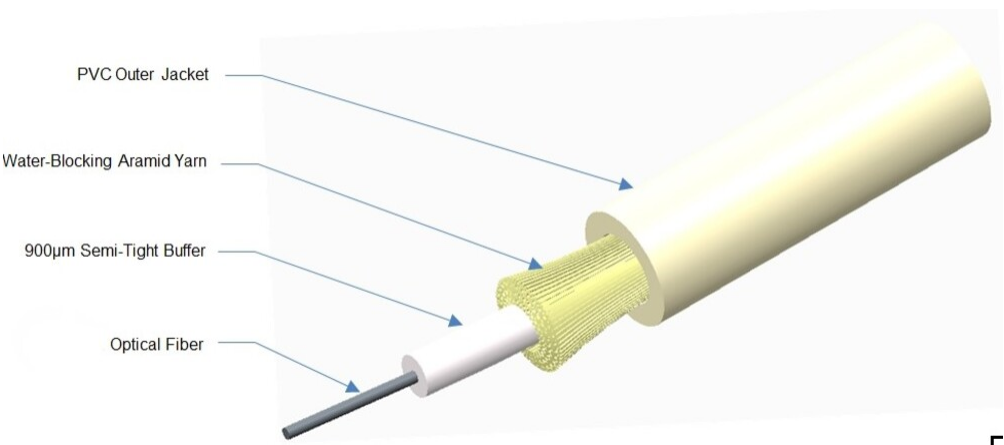
General Specifications

Cable Type	Cordage
Construction Type	Non-armored
Subunit Type	Gel-free
Jacket Color	Ivory
Jacket Marking	Feet
Total Fiber Count	1

Dimensions

Diameter Over Jacket	2.9 mm 0.114 in
----------------------	-------------------

Representative Image



R-001-SP-8G-F29IV/WB

Mechanical Specifications

Minimum Bend Radius, loaded	50 mm 1.969 in
Minimum Bend Radius, unloaded	30 mm 1.181 in
Tensile Load, long term, maximum	30 N 6.744 lbf
Tensile Load, short term, maximum	100 N 22.481 lbf
Compression	22 N/mm 125.623 lb/in
Compression Test Method	FOTP-41 IEC 60794-1 E3
Flex	300 cycles
Flex Test Method	FOTP-104 IEC 60794-1 E6
Impact	0.74 N-m 6.55 in lb
Impact Test Method	FOTP-25 IEC 60794-1 E4
Strain	See long and short term tensile loads
Strain Test Method	FOTP-33 IEC 60794-1 E1
Twist	10 cycles
Twist Test Method	FOTP-85 IEC 60794-1 E7
Vertical Rise, maximum	334 m 1,095.801 ft

Optical Specifications

Fiber Type	G.657.A2 G.657.A2/B2
------------	------------------------

Environmental Specifications

Installation temperature	-20 °C to +60 °C (-4 °F to +140 °F)
Operating Temperature	-40 °C to +70 °C (-40 °F to +158 °F)
Storage Temperature	-40 °C to +75 °C (-40 °F to +167 °F)
Cable Qualification Standards	ANSI/ICEA S-104-696 Telcordia GR-409
Environmental Space	Riser
Flame Test Listing	NEC OFNR (ETL) and c(ETL)
Flame Test Method	CSA FT4 UL 1666
Jacket UV Resistance	UV stabilized
Water Penetration	24 h
Water Penetration Test Method	FOTP-82 IEC 60794-1 F5

R-001-SP-8G-F29IV/WB

Environmental Test Specifications

Cable Freeze	-2 °C 28.4 °F
Cable Freeze Test Method	FOTP-98 IEC 60794-1 F15
Heat Age	-40 °C to +85 °C (-40 °F to +185 °F)
Heat Age Test Method	IEC 60794-1 F9
Low High Bend	-30 °C to +60 °C (-22 °F to +140 °F)
Low High Bend Test Method	FOTP-37 IEC 60794-1 E11
Temperature Cycle	-40 °C to +70 °C (-40 °F to +158 °F)
Temperature Cycle Test Method	FOTP-3 IEC 60794-1 F1

Packaging and Weights

Cable weight	7.9 kg/km 5.309 lb/kft
--------------	--------------------------

Regulatory Compliance/Certifications

Agency	Classification
ISO 9001:2015	Designed, manufactured and/or distributed under this quality management system

* Footnotes

Operating Temperature Specification applicable to non-terminated bulk fiber cable