


RRZZVV-65A-R6N43



12-port sector antenna, 4 x 694–960, 4 x 1427–2690 and 4 x 1695–2690 MHz, 65° HPBW, 6x RET

- All Internal RET actuators are connected in “Cascaded SRET” configuration
- Retractable tilt indicator rods
- Antenna shape optimized for wind load reduction

Alternative products available:

RRZZVV-65AR6NV1 12-port sector antenna, 4x 694–960, 4x 1427–2690 and 4x 1695-2690 MHz, 65° HPBW, 6x RET

General Specifications

Antenna Type	Sector
Band	Multiband
Color	Light Gray (RAL 7035)
Grounding Type	RF connector inner conductor and body grounded to reflector and mounting bracket
Performance Note	Outdoor usage
Radome Material	Fiberglass, UV resistant
Reflector Material	Aluminum
RF Connector Interface	4.3-10 Female
RF Connector Location	Bottom
RF Connector Quantity, high band	0
RF Connector Quantity, mid band	8
RF Connector Quantity, low band	4
RF Connector Quantity, total	12

Remote Electrical Tilt (RET) Information

RET Hardware	CommRET v2
RET Interface	8-pin DIN Female 8-pin DIN Male
RET Interface, quantity	2 female 2 male
Input Voltage	10–30 Vdc
Internal RET	Low band (2) Mid band (4)


RRZZVV-65A-R6N43

Power Consumption, active state, maximum	8 W
Power Consumption, idle state, maximum	1 W
Protocol	3GPP/AISG 2.0 (Single RET)

Dimensions

Width	430 mm 16.929 in
Depth	197 mm 7.756 in
Length	1599 mm 62.953 in
Net Weight, antenna only	30.4 kg 67.02 lb

Array Layout




Array ID	Frequency (MHz)	RF Connector	RET (SRET)	AISG No.	AISG RET UID
R1	694-960	1 - 2	1	AISG1	CPxxxxxxxxxxxxR1
R2	694-960	3 - 4	2	AISG1	CPxxxxxxxxxxxxR2
Y1	1695-2690	5 - 6	3	AISG1	CPxxxxxxxxxxxxY1
Y2	1427-2690	7 - 8	4	AISG1	CPxxxxxxxxxxxxY2
Y3	1427-2690	9 - 10	5	AISG1	CPxxxxxxxxxxxxY3
Y4	1695-2690	11 - 12	6	AISG1	CPxxxxxxxxxxxxY4

(Sizes of colored boxes are not true depictions of array sizes)

Port Configuration

RRZZVV-65A-R6N43



Logo Image



Electrical Specifications

Impedance	50 ohm
Operating Frequency Band	1427 – 2690 MHz 1695 – 2690 MHz 694 – 960 MHz
Polarization	±45°
Total Input Power, maximum	900 W @ 50 °C

Electrical Specifications

Frequency Band, MHz	694-806	790-894	890-960	1427-1518	1695-1995	1920-2300	2300-2500
Beamwidth, Horizontal,	59	55	57	71	67	63	59

RRZZVV-65A-R6N43

degrees							
Beamwidth, Vertical, degrees	13.4	12	11.2	7.8	6.3	5.6	4.9
Beam Tilt, degrees	2-16	2-16	2-16	2-12	2-12	2-12	2-12
USLS (First Lobe), dB	14	14	13	13	15	16	17
Front-to-Back Ratio at 180°, dB	26	25	26	27	32	33	31
CPR at Boresight, dB	21	18	22	18	22	16	18
Isolation, Cross Polarization, dB	26	26	26	26	26	26	26
Isolation, Inter-band, dB	25	26	26	25	26	26	26
VSWR Return loss, dB	1.5 14.0	1.5 14.0	1.5 14.0	1.5 14.0	1.5 14.0	1.5 14.0	1.5 14.0
PIM, 3rd Order, 2 x 20 W, dBc	-153	-153	-153	-153	-153	-153	-153
Input Power per Port at 50°C, maximum, watts	300	300	300	250	250	250	200

Electrical Specifications

Frequency Band, MHz	2490-2690	1695-1995	1920-2300	2300-2500	2490-2690
Beamwidth, Horizontal, degrees	57	74	64	63	61
Beamwidth, Vertical, degrees	4.7	6.3	5.6	5	4.7
Beam Tilt, degrees	2-12	2-12	2-12	2-12	2-12
USLS (First Lobe), dB	16	17	17	18	18
Front-to-Back Ratio at 180°, dB	31	31	30	29	32
CPR at Boresight, dB	20	16	17	18	18
Isolation, Cross Polarization, dB	26	27	27	27	27
Isolation, Inter-band, dB	26	26	26	27	27
VSWR Return loss, dB	1.5 14.0	1.5 14.0	1.5 14.0	1.5 14.0	1.5 14.0
PIM, 3rd Order, 2 x 20 W, dBc	-153	-153	-153	-153	-153
Input Power per Port at 50°C, maximum, watts	200	250	250	200	200

Mechanical Specifications

Wind Loading @ Velocity, frontal	370.0 N @ 150 km/h (83.2 lbf @ 150 km/h)
Wind Loading @ Velocity, lateral	186.0 N @ 150 km/h (41.8 lbf @ 150 km/h)
Wind Loading @ Velocity, maximum	557.0 N @ 150 km/h (125.2 lbf @ 150 km/h)
Wind Loading @ Velocity, rear	237.0 N @ 150 km/h (53.3 lbf @ 150 km/h)

RRZZVV-65A-R6N43

Wind Speed, maximum 241 km/h (150 mph)

Packaging and Weights

Width, packed 530 mm | 20.866 in
Depth, packed 349 mm | 13.74 in
Length, packed 1771 mm | 69.724 in
Weight, gross 40.2 kg | 88.626 lb

Regulatory Compliance/Certifications

Agency	Classification
CHINA-ROHS	Below maximum concentration value
ISO 9001:2015	Designed, manufactured and/or distributed under this quality management system
REACH-SVHC	Compliant as per SVHC revision on www.commscope.com/ProductCompliance
ROHS	Compliant
UK-ROHS	Compliant



Included Products

- BSAMNT-3
- Wide Profile Antenna Downtilt Mounting Kit for 2.4 - 4.5 in (60 - 115 mm) OD round members. Kit contains one scissor top bracket set and one bottom bracket set.

* Footnotes

Performance Note Severe environmental conditions may degrade optimum performance