


RVV65B-C3-3XR



6-port sector antenna, 2x 694–960 and 4x 1695–2690 MHz, 65° HPBW, 3x RET

- All Internal RET actuators are connected in “Cascaded SRET” configuration
- Uses the 4.3-10 connector which is 40 percent smaller than the 7-16 DIN connector

General Specifications

Antenna Type	Sector
Band	Multiband
Grounding Type	RF connector inner conductor and body grounded to reflector and mounting bracket
Performance Note	Outdoor usage Wind loading figures are validated by wind tunnel measurements described in white paper WP-112534-EN
RF Connector Interface	4.3-10 Female
RF Connector Location	Bottom
RF Connector Quantity, high band	0
RF Connector Quantity, mid band	4
RF Connector Quantity, low band	2
RF Connector Quantity, total	6

Remote Electrical Tilt (RET) Information

RET Interface	8-pin DIN Female 8-pin DIN Male
RET Interface, quantity	1 female 1 male
Input Voltage	10–30 Vdc
Internal RET	Low band (1) Mid band (2)
Power Consumption, active state, maximum	10 W
Power Consumption, idle state, maximum	1 W
Protocol	3GPP/AISG 2.0

Dimensions


Width	301 mm 11.85 in
Depth	180 mm 7.087 in
Length	1850 mm 72.835 in

RVV65B-C3-3XR

Net Weight, antenna only

23 kg | 50.706 lb


Array Layout



Array ID	Frequency (MHz)	RF Connector	HPBW	RET (SRET)	AISG No.	AISG RET UID
R1	694-960	1 - 2	65°	1	AISG1	CPxxxxxxxxxxxxR1
Y1	1695-2690	3 - 4	65°	2	AISG1	CPxxxxxxxxxxxxY1
Y2	1695-2690	5 - 6	65°	3	AISG1	CPxxxxxxxxxxxxY2

(Sizes of colored boxes are not true depictions of array sizes)

Port Configuration



Electrical Specifications

Impedance	50 ohm
Operating Frequency Band	1695 – 2690 MHz 694 – 960 MHz
Polarization	±45°

RVV65B-C3-3XR

Total Input Power, maximum 500 W @ 50 °C

Electrical Specifications

Frequency Band, MHz	694–790	790–890	890–960	1695–1920	1920–2180	2300–2500	2500–2690
Gain at Mid Tilt, dBi	15	15.4	15.4	17.8	18.8	19.2	19.1
Beamwidth, Horizontal, degrees	71	71	68	63	61	61	62
Beamwidth, Vertical, degrees	11.7	10.5	9.9	5.6	5	4.3	4.1
Beam Tilt, degrees	0–13	0–13	0–13	2–12	2–12	2–12	2–12
USLS (First Lobe), dB	16	16	16	21	19	20	17
Front-to-Back Ratio at 180°, dB	29	34	30	30	33	35	32
Front-to-Back Total Power at 180° ± 30°, dB	23	24	23	24	26	27	25
CPR at Boresight, dB	23	24	23	17	18	19	21
Isolation, Cross Polarization, dB	28	28	28	28	28	28	28
Isolation, Inter-band, dB	30	30	30	30	30	30	30
VSWR Return loss, dB	1.5 14.0	1.5 14.0	1.5 14.0	1.5 14.0	1.5 14.0	1.5 14.0	1.5 14.0
PIM, 3rd Order, 2 x 20 W, dBc	-150	-150	-150	-150	-150	-150	-150
Input Power per Port at 50°C, maximum, watts	300	300	300	250	250	250	250

Mechanical Specifications

Wind Loading @ Velocity, frontal	281.0 N @ 150 km/h (63.2 lbf @ 150 km/h)
Wind Loading @ Velocity, lateral	247.0 N @ 150 km/h (55.5 lbf @ 150 km/h)
Wind Loading @ Velocity, maximum	618.0 N @ 150 km/h (138.9 lbf @ 150 km/h)
Wind Loading @ Velocity, rear	286.0 N @ 150 km/h (64.3 lbf @ 150 km/h)
Wind Speed, maximum	241 km/h (150 mph)

Packaging and Weights

Width, packed	409 mm 16.102 in
Depth, packed	299 mm 11.772 in
Length, packed	2036 mm 80.158 in
Weight, gross	34 kg 74.957 lb

RVV65B-C3-3XR

Regulatory Compliance/Certifications

Agency	Classification
CE	Compliant with the relevant CE product directives
CHINA-ROHS	Above maximum concentration value
ISO 9001:2015	Designed, manufactured and/or distributed under this quality management system
REACH-SVHC	Compliant as per SVHC revision on www.andrew.com/ProductCompliance
ROHS	Compliant/Exempted
UK-ROHS	Compliant/Exempted



Included Products

BSAMNT-3	–	Wide Profile Antenna Downtilt Mounting Kit for 2.4 - 4.5 in (60 - 115 mm) OD round members. Kit contains one scissor top bracket set and one bottom bracket set.
----------	---	--

* Footnotes

Performance Note	Severe environmental conditions may degrade optimum performance
------------------	---

BSAMNT-3



Wide Profile Antenna Downtilt Mounting Kit for 2.4 - 4.5 in (60 - 115 mm) OD round members. Kit contains one scissor top bracket set and one bottom bracket set.

Product Classification

Product Type Downtilt mounting kit

General Specifications

Application Outdoor

Color Silver

Dimensions

Compatible Diameter, maximum 115 mm | 4.528 in

Compatible Diameter, minimum 60 mm | 2.362 in

Weight, net 6.2 kg | 13.669 lb

Material Specifications

Material Type Galvanized steel

Packaging and Weights

Included Brackets | Hardware

Packaging quantity 1

Weight, gross 6.4 kg | 14.11 lb

Regulatory Compliance/Certifications

Agency	Classification
CE	Compliant with the relevant CE product directives
CHINA-ROHS	Below maximum concentration value
ISO 9001:2015	Designed, manufactured and/or distributed under this quality management system
REACH-SVHC	Compliant as per SVHC revision on www.andrew.com/ProductCompliance
ROHS	Compliant
UK-ROHS	Compliant

BSAMNT-3

