


# RRV4-65B-R6



12-port sector antenna, 4x 698–960 and 8x 1695–2690 MHz, 65° HPBW, 6x IntRET. Bands cascaded SRET.

- All Internal RET actuators are connected in “Cascaded SRET” configuration

## General Specifications

Antenna Type	Sector
Band	Multiband
Color	Light Gray (RAL 7035)
Grounding Type	RF connector inner conductor and body grounded to reflector and mounting bracket
Performance Note	Outdoor usage   Wind loading figures are validated by wind tunnel measurements described in EN1991-1-4 standard
Radome Material	Fiberglass, UV resistant
Reflector Material	Aluminum
RF Connector Interface	4.3-10 Female
RF Connector Location	Bottom
RF Connector Quantity, high band	8
RF Connector Quantity, mid band	0
RF Connector Quantity, low band	4
RF Connector Quantity, total	12

## Remote Electrical Tilt (RET) Information

RET Hardware	CommRET v2
RET Interface	8-pin DIN Female   8-pin DIN Male
RET Interface, quantity	1 female   1 male
Input Voltage	10–30 Vdc
Internal RET	High band (4)   Low band (2)
Power Consumption, active state, maximum	8 W
Power Consumption, idle state, maximum	1 W
Protocol	3GPP/AISG 2.0 (Single RET)

## Dimensions

# RRV4-65B-R6

Width	498 mm   19.606 in
Depth	197 mm   7.756 in
Length	1828 mm   71.969 in
Net Weight, antenna only	38 kg   83.776 lb

## Array Layout

Y2

Y4

Y1

Y3

R1

R2

Left  
Bottom


Right

Array	Freq (MHz)	Conns	RET (SRET)	AISG RET UID
R1	698-960	1-2	1	CPxxxxxxxxxxxxxxR1
R2	698-960	3-4	2	CPxxxxxxxxxxxxxxR2
Y1	1695-2690	5-6	3	CPxxxxxxxxxxxxxxY1
Y2	1695-2690	7-8	4	CPxxxxxxxxxxxxxxY2
Y3	1695-2690	9-10	5	CPxxxxxxxxxxxxxxY3
Y4	1695-2690	11-12	6	CPxxxxxxxxxxxxxxY4

(Sizes of colored boxes are not true depictions of array sizes)

## Port Configuration

# RRV4-65B-R6



## Electrical Specifications

Impedance	50 ohm
Operating Frequency Band	1695 – 2690 MHz   698 – 960 MHz
Polarization	±45°
Total Input Power, maximum	1,200 W @ 50 °C

## Electrical Specifications

	R1,R2	R1,R2	R1,R2	Y1,Y2,Y3,Y4	Y1,Y2,Y3,Y4	Y1,Y2,Y3,Y4	Y1,Y2,Y3,Y4
Frequency Band, MHz	694–806	790–894	890–960	1695–1920	1920–2200	2300–2400	2490–2690
RF Port	1-4	1-4	1-4	5-12	5-12	5-12	5-12
Gain, dBi	14.9	15.1	15.3	16	16.6	16.5	16.4
Beamwidth, Horizontal,	66	64	61	60	61	59	70

# RRV4-65B-R6

degrees							
Beamwidth, Vertical, degrees	11.8	10.7	10	10.9	9.9	9	8.5
Beam Tilt, degrees	2-14	2-14	2-14	2-14	2-14	2-14	2-14
USLS (First Lobe), dB	20	20	21	16	17	17	16
Front-to-Back Ratio at 180°, dB	31	29	30	33	38	36	32
CPR at Boresight, dB	23	22	24	16	21	18	16
Isolation, Cross Polarization, dB	25	25	25	25	25	25	25
Isolation, Inter-band, dB	25	25	25	25	25	25	25
VSWR   Return loss, dB	1.5   14.0	1.5   14.0	1.5   14.0	1.5   14.0	1.5   14.0	1.5   14.0	1.5   14.0
PIM, 3rd Order, 2 x 20 W, dBc	-150	-150	-150	-150	-150	-150	-150
Input Power per Port at 50°C, maximum, watts	250	250	250	200	200	200	150

## Mechanical Specifications

Wind Loading @ Velocity, frontal	711.0 N @ 150 km/h (159.8 lbf @ 150 km/h)
Wind Loading @ Velocity, lateral	229.0 N @ 150 km/h (51.5 lbf @ 150 km/h)
Wind Loading @ Velocity, maximum	998.0 N @ 150 km/h (224.4 lbf @ 150 km/h)
Wind Loading @ Velocity, rear	563.0 N @ 150 km/h (126.6 lbf @ 150 km/h)
Wind Speed, maximum	241 km/h (150 mph)

## Packaging and Weights

Width, packed	565 mm   22.244 in
Depth, packed	309 mm   12.165 in
Length, packed	2015 mm   79.331 in
Weight, gross	51.5 kg   113.538 lb

## Regulatory Compliance/Certifications

Agency	Classification
CHINA-ROHS	Above maximum concentration value
ISO 9001:2015	Designed, manufactured and/or distributed under this quality management system
ROHS	Compliant/Exempted
UK-ROHS	Compliant/Exempted



# RRV4-65B-R6

---

## Included Products


- BSAMNT-3
- Wide Profile Antenna Downtilt Mounting Kit for 2.4 - 4.5 in (60 - 115 mm) OD round members.  
Kit contains one scissor top bracket set and one bottom bracket set.

## \* Footnotes

**Performance Note**

Severe environmental conditions may degrade optimum performance

# BSAMNT-3



Wide Profile Antenna Downtilt Mounting Kit for 2.4 - 4.5 in (60 - 115 mm) OD round members. Kit contains one scissor top bracket set and one bottom bracket set.

## Product Classification

**Product Type** Downtilt mounting kit

## General Specifications

**Application** Outdoor

**Color** Silver

## Dimensions

**Compatible Diameter, maximum** 115 mm | 4.528 in

**Compatible Diameter, minimum** 60 mm | 2.362 in

**Weight, net** 6.2 kg | 13.669 lb

## Material Specifications

**Material Type** Galvanized steel

## Packaging and Weights

**Included** Brackets | Hardware

**Packaging quantity** 1

**Weight, gross** 6.4 kg | 14.11 lb

## Regulatory Compliance/Certifications

Agency	Classification
CE	Compliant with the relevant CE product directives
CHINA-ROHS	Below maximum concentration value
ISO 9001:2015	Designed, manufactured and/or distributed under this quality management system
REACH-SVHC	Compliant as per SVHC revision on <a href="http://www.andrew.com/ProductCompliance">www.andrew.com/ProductCompliance</a>
ROHS	Compliant
UK-ROHS	Compliant

