


# JAHH-65A-R3B



8-port sector antenna, 2x 698–803, 2x 824–894 and 4x 1695–2360 MHz, 65° HPBW, 3x RETs, low bands have diplexers. Internal SBT's on first LB(Port 1) and first HB(Port 5).

- Internal SBT on low and high band allow remote RET control from the radio over the RF jumper cable
- One RET for 700MHz, one RET for 850MHz, and one RET for both high bands to ensure same tilt level for 4x Rx or 4x MIMO
- Internal filter on low band and interleaved dipole technology providing for attractive, low wind load mechanical package
- Separate RS-485 RET input/output for low and high band

This product will be discontinued on: December 31, 2025

## General Specifications

Antenna Type	Sector
Band	Multiband
Color	Light Gray (RAL 7035)
Grounding Type	RF connector body grounded to reflector and mounting bracket
Performance Note	Outdoor usage   Wind loading figures are validated by wind tunnel measurements described in white paper WP-112534-EN
Radome Material	Fiberglass, UV resistant
Radiator Material	Aluminum   Low loss circuit board
RF Connector Interface	4.3-10 Female
RF Connector Location	Bottom
RF Connector Quantity, high band	4
RF Connector Quantity, mid band	0
RF Connector Quantity, low band	4
RF Connector Quantity, total	8

## Remote Electrical Tilt (RET) Information

RET Hardware	CommRET v2
RET Interface	8-pin DIN Female   8-pin DIN Male
RET Interface, quantity	2 female   2 male

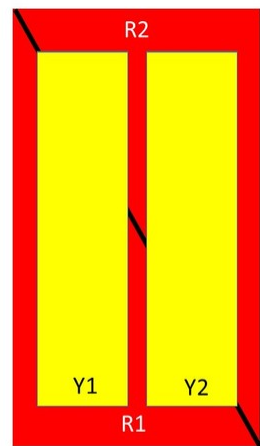
# JAAH-65A-R3B

Input Voltage	10–30 Vdc
Internal Bias Tee	Port 1   Port 5
Internal RET	High band (1)   Low band (2)
Power Consumption, idle state, maximum	1 W
Power Consumption, normal conditions, maximum	8 W
Protocol	3GPP/AISG 2.0 (Single RET)

## Dimensions

Width	350 mm   13.78 in
Depth	208 mm   8.189 in
Length	1400 mm   55.118 in
Net Weight, without mounting kit	24.5 kg   54.013 lb

## Array Layout



Array	Freq (MHz)	Conns	RET (SRET)	AISG RET UID
R1	698-803	1-2	1	CPxxxxxxxxxxxxxxxxR1
R2	824-894	3-4	2	CPxxxxxxxxxxxxxxxxR2
Y1	1695-2360	5-6	3	CPxxxxxxxxxxxxxxxxY1
Y2	1695-2360	7-8		

Left


Right

Bottom

(Sizes of colored boxes are not true depictions of array sizes)

## Port Configuration

# JAHH-65A-R3B



## Electrical Specifications

Impedance	50 ohm
Operating Frequency Band	1695 – 2360 MHz   698 – 803 MHz   824 – 894 MHz
Polarization	±45°
Total Input Power, maximum	800 W @ 50 °C

## Electrical Specifications

Frequency Band, MHz	698–803	824–894	1695–1880	1850–1990	1920–2200	2300–2360
Gain, dBi	13.6	13.9	17	17.3	17.8	18.1
Beamwidth, Horizontal, degrees	68	64	62	62	63	65
Beamwidth, Vertical, degrees	17	14.9	7.4	6.9	6.5	5.8
Beam Tilt, degrees	2–18	2–18	0–10	0–10	0–10	0–10
USLS (First Lobe), dB	16	18	18	19	20	18
Front-to-Back Ratio at 180°, dB	31	32	30	34	36	36
Isolation, Cross Polarization, dB	25	25	25	25	25	25
Isolation, Inter-band, dB	30	30	30	30	30	30
VSWR   Return loss, dB	1.5   14.0	1.5   14.0	1.5   14.0	1.5   14.0	1.5   14.0	1.5   14.0

# JAHH-65A-R3B

<b>PIM, 3rd Order, 2 x 20 W, dBc</b>	-153	-153	-153	-153	-153	-153
<b>Input Power per Port at 50°C, maximum, watts</b>	250	250	300	300	300	250

## Mechanical Specifications

<b>Effective Projective Area (EPA), frontal</b>	0.21 m <sup>2</sup>   2.26 ft <sup>2</sup>
<b>Effective Projective Area (EPA), lateral</b>	0.17 m <sup>2</sup>   1.83 ft <sup>2</sup>
<b>Mechanical Tilt Range</b>	0°–20°
<b>Wind Loading @ Velocity, frontal</b>	221.0 N @ 150 km/h (49.7 lbf @ 150 km/h)
<b>Wind Loading @ Velocity, lateral</b>	185.0 N @ 150 km/h (41.6 lbf @ 150 km/h)
<b>Wind Loading @ Velocity, maximum</b>	469.0 N @ 150 km/h (105.4 lbf @ 150 km/h)
<b>Wind Loading @ Velocity, rear</b>	234.0 N @ 150 km/h (52.6 lbf @ 150 km/h)
<b>Wind Speed, maximum</b>	241 km/h (150 mph)

## Packaging and Weights

<b>Width, packed</b>	456 mm   17.953 in
<b>Depth, packed</b>	357 mm   14.055 in
<b>Length, packed</b>	1544 mm   60.787 in
<b>Weight, gross</b>	37 kg   81.571 lb

## Regulatory Compliance/Certifications

<b>Agency</b>	<b>Classification</b>
CHINA-ROHS	Above maximum concentration value
ISO 9001:2015	Designed, manufactured and/or distributed under this quality management system
ROHS	Compliant/Exempted
UK-ROHS	Compliant/Exempted



## Included Products

BSAMNT-3	–	Wide Profile Antenna Downtilt Mounting Kit for 2.4 - 4.5 in (60 - 115 mm) OD round members. Kit contains one scissor top bracket set and one bottom bracket set.
----------	---	--

## \* Footnotes

<b>Performance Note</b>	Severe environmental conditions may degrade optimum performance
-------------------------	---