

FFV4-65A-R6



12-port sector antenna, 4x 617-894 and 8x 1695-2690 MHz, 65°HPBW, 6x RET

- All Internal RET actuators are connected in "Cascaded SRET" configuration
- Excellent wind loading characteristics

General Specifications

Antenna Type	Sector
Band	Multiband
Color	Light Gray (RAL 7035)
Grounding Type	RF connector inner conductor and body grounded to reflector and mounting bracket
Performance Note	Outdoor usage
Radome Material	Fiberglass, UV resistant
Reflector Material	Aluminum
RF Connector Interface	4.3-10 Female
RF Connector Location	Bottom
RF Connector Quantity, high band	0
RF Connector Quantity, mid band	8
RF Connector Quantity, low band	4
RF Connector Quantity, total	12

Remote Electrical Tilt (RET) Information


RET Hardware	CommRET v2
RET Interface	8-pin DIN Female 8-pin DIN Male
RET Interface, quantity	1 female 1 male
Input Voltage	10-30 Vdc
Internal RET	Low band (2) Mid band (4)
Power Consumption, active state, maximum	8 W
Power Consumption, idle state, maximum	1 W
Protocol	3GPP/AISG 2.0 (Single RET)

Dimensions

FFV4-65A-R6

Width	498 mm 19.606 in
Depth	197 mm 7.756 in
Length	1499 mm 59.016 in
Net Weight, antenna only	28.6 kg 63.052 lb

Array Layout




Array ID	Frequency (MHz)	RF Connector	RET (SRET)	AISG No.	AISG RET UID
R1	617-894	1 - 2	1	AISG1	CPxxxxxxxxxxxxR1
R2	617-894	3 - 4	2	AISG1	CPxxxxxxxxxxxxR2
Y1	1695-2690	5 - 6	3	AISG1	CPxxxxxxxxxxxxY1
Y2	1695-2690	7 - 8	4	AISG1	CPxxxxxxxxxxxxY2
Y3	1695-2690	9 - 10	5	AISG1	CPxxxxxxxxxxxxY3
Y4	1695-2690	11 - 12	6	AISG1	CPxxxxxxxxxxxxY4


(Sizes of colored boxes are not true depictions of array sizes)

Port Configuration

FFV4-65A-R6



Logo Image



Electrical Specifications

FFV4-65A-R6

Impedance	50 ohm
Operating Frequency Band	1695 – 2690 MHz 617 – 894 MHz
Polarization	±45°
Total Input Power, maximum	1,400 W @ 50 °C

Electrical Specifications

	R1,R2	R1,R2	Y1-Y4	Y1-Y4	Y1-Y4	Y1-Y4	Y1-Y4
Frequency Band, MHz	617–698	698–894	1695–1880	1850–1990	1920–2200	2300–2500	2500–2690
RF Port	1-4	1-4	5-12	5-12	5-12	5-12	5-12
Gain, dBi	12.7	13.5	16.6	16.9	17.3	17.5	17.7
Beamwidth, Horizontal, degrees	70	59	64	65	61	60	55
Beamwidth, Vertical, degrees	18.1	15.3	6.6	6.2	5.9	5.3	5.1
Beam Tilt, degrees	4–18	4–18	2–12	2–12	2–12	2–12	2–12
USLS (First Lobe), dB	18	18	16	18	18	19	17
Front-to-Back Ratio at 180°, dB	30	30	32	33	33	30	28
Front-to-Back Total Power at 180° ± 30°, dB	21	22	24	25	25	24	22
Isolation, Cross Polarization, dB	25	25	25	25	25	25	25
Isolation, Inter-band, dB	25	25	25	25	25	25	25
VSWR Return loss, dB	1.5 14.0	1.5 14.0	1.5 14.0	1.5 14.0	1.5 14.0	1.5 14.0	1.5 14.0
PIM, 3rd Order, 2 x 20 W, dBc	-150	-150	-150	-150	-150	-150	-150
Input Power per Port at 50°C, maximum, watts	250	250	200	200	200	200	200

Mechanical Specifications

Wind Loading @ Velocity, frontal	583.0 N @ 150 km/h (131.1 lbf @ 150 km/h)
Wind Loading @ Velocity, lateral	188.0 N @ 150 km/h (42.3 lbf @ 150 km/h)
Wind Loading @ Velocity, maximum	818.0 N @ 150 km/h (183.9 lbf @ 150 km/h)
Wind Loading @ Velocity, rear	462.0 N @ 150 km/h (103.9 lbf @ 150 km/h)
Wind Speed, maximum	241 km/h (150 mph)

Packaging and Weights

Width, packed	565 mm 22.244 in
---------------	--------------------

FFV4-65A-R6

Depth, packed	309 mm 12.165 in
Length, packed	1686 mm 66.378 in
Weight, gross	41.5 kg 91.492 lb

Regulatory Compliance/Certifications

Agency	Classification
CHINA-ROHS	Below maximum concentration value
ISO 9001:2015	Designed, manufactured and/or distributed under this quality management system
REACH-SVHC	Compliant as per SVHC revision on www.andrew.com/ProductCompliance
ROHS	Compliant
UK-ROHS	Compliant




Included Products

BSAMNT-3	–	Wide Profile Antenna Downtilt Mounting Kit for 2.4 - 4.5 in (60 - 115 mm) OD round members. Kit contains one scissor top bracket set and one bottom bracket set.
----------	---	--

* Footnotes

Performance Note	Severe environmental conditions may degrade optimum performance
------------------	---

BSAMNT-3



Wide Profile Antenna Downtilt Mounting Kit for 2.4 - 4.5 in (60 - 115 mm) OD round members. Kit contains one scissor top bracket set and one bottom bracket set.

Product Classification

Product Type Downtilt mounting kit

General Specifications

Application Outdoor

Color Silver

Dimensions

Compatible Diameter, maximum 115 mm | 4.528 in

Compatible Diameter, minimum 60 mm | 2.362 in

Weight, net 6.2 kg | 13.669 lb

Material Specifications

Material Type Galvanized steel

Packaging and Weights

Included Brackets | Hardware

Packaging quantity 1

Weight, gross 6.4 kg | 14.11 lb

Regulatory Compliance/Certifications

Agency	Classification
CE	Compliant with the relevant CE product directives
CHINA-ROHS	Below maximum concentration value
ISO 9001:2015	Designed, manufactured and/or distributed under this quality management system
REACH-SVHC	Compliant as per SVHC revision on www.andrew.com/ProductCompliance
ROHS	Compliant
UK-ROHS	Compliant

