


EGRZZHHTTV4-65D-R8



26-port sector antenna, 2x 694-862 (R1), 2x 880-960 (R2), 2x 694-960 (R3), 4x 1427-2690 (Y3/Y5), 4x 1695-1880 (B1-B2), 4x 2300-2690 (Y1&Y7) & 8x 1695-2690 (Y2/Y4/Y6/Y8) MHz, 65° HPBW, 8x RET.

- All Internal RET actuators are connected in “Cascaded SRET” configuration

General Specifications

Antenna Type	Sector
Band	Multiband
Grounding Type	RF connector inner conductor and body grounded to reflector and mounting bracket
Performance Note	Outdoor usage Wind loading figures are validated by wind tunnel measurements described in white paper WP-112534-EN
Radome Material	Fiberglass, UV resistant
Radiator Material	Low loss circuit board
Reflector Material	Aluminum
RF Connector Interface	4.3-10 Female
RF Connector Location	Bottom
RF Connector Quantity, high band	20
RF Connector Quantity, mid band	0
RF Connector Quantity, low band	6
RF Connector Quantity, total	26

Remote Electrical Tilt (RET) Information

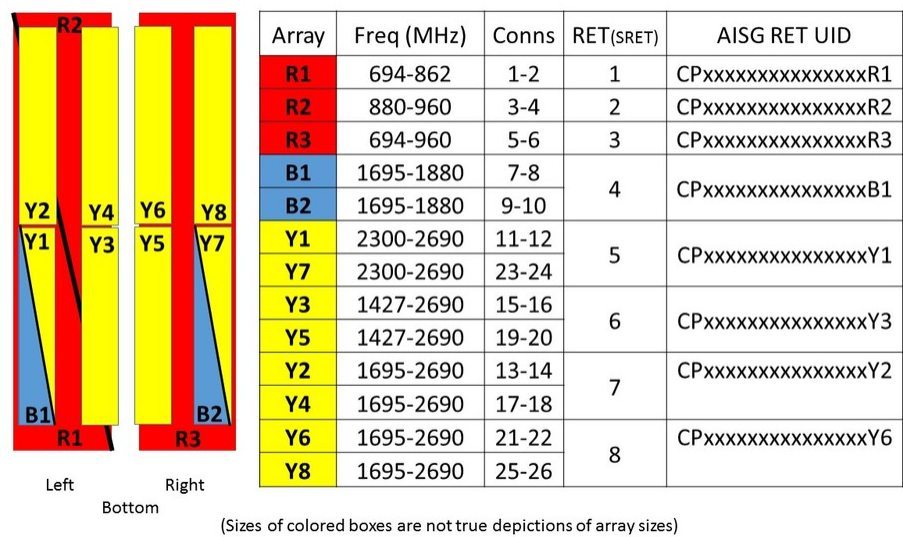
RET Hardware	CommRET v1 CommRET v2
RET Interface	8-pin DIN Female 8-pin DIN Male
RET Interface, quantity	1 female 1 male
Input Voltage	10-30 Vdc
Internal RET	High band (5) Low band (3)
Power Consumption, idle state, maximum	2 W
Power Consumption, normal conditions, maximum	9 W
Protocol	3GPP/AISG 2.0 (Single RET)

EGRZZHHTTV4-65D-R8

Dimensions


Width	498 mm 19.606 in
Depth	197 mm 7.756 in
Length	2688 mm 105.827 in
Net Weight, without mounting kit	67.6 kg 149.032 lb

Array Layout



Port Configuration

EGRZZHHTTV4-65D-R8



Electrical Specifications

Impedance	50 ohm
Operating Frequency Band	1427 – 2690 MHz 1695 – 1880 MHz 1695 – 2690 MHz 2300 – 2690 MHz 694 – 862 MHz 694 – 960 MHz 880 – 960 MHz
Polarization	±45°
Total Input Power, maximum	900 W @ 50 °C

Electrical Specifications

	R1	R2	R3	B1-B2	Y1&Y7	Y1&Y7	Y2-Y6/Y8	Y2-Y6/Y8	Y3/Y5
Frequency Band, MHz	694–862	880–960	694–960	1695–1880	2300–2400	2490–2690	1695–2180	2490–2690	1427–1518
Gain, dBi	15.4	15.7	16.2	15.7	17.4	17.6	17	17.9	15.4
Beamwidth, Horizontal, degrees	68	64	67	69	58	55	64	57	65
Beamwidth, Vertical, degrees	8.5	7.3	8.1	7.3	5.8	5.3	7.1	5.3	9.5
Beam Tilt, degrees	2–14	2–14	2–14	2–12	2–12	2–12	2–12	2–12	2–12
USLS (First Lobe), dB	18	21	18	17	17	19	17	21	20
Front-to-Back Ratio at 180°, dB	31	27	28	32	29	29	33	32	35
Isolation, Cross Polarization, dB	28	28	28	25	25	25	25	25	25

EGRZZHHTTV4-65D-R8

Isolation, Inter-band, dB	28	28	28	25	25	25	25	25	25
VSWR Return loss, dB	1.5 14.0	1.5 14.0	1.5 14.0	1.5 14.0	1.5 14.0	1.5 14.0	1.5 14.0	1.5 14.0	1.5 14.0
PIM, 3rd Order, 2 x 20 W, dBc	-150	-150	-150	-150	-150	-150	-150	-150	-150
Input Power per Port at 50° C, maximum, watts	200	200	200	200	200	150	200	200	200

Mechanical Specifications

Mechanical Tilt Range	2°–12°
Wind Loading @ Velocity, frontal	1,070.0 N @ 150 km/h (240.5 lbf @ 150 km/h)
Wind Loading @ Velocity, lateral	375.0 N @ 150 km/h (84.3 lbf @ 150 km/h)
Wind Loading @ Velocity, maximum	1,385.0 N @ 150 km/h (311.4 lbf @ 150 km/h)
Wind Loading @ Velocity, rear	880.0 N @ 150 km/h (197.8 lbf @ 150 km/h)
Wind Speed, maximum	241 km/h (150 mph)

Packaging and Weights

Width, packed	565 mm 22.244 in
Depth, packed	309 mm 12.165 in
Length, packed	2935 mm 115.551 in
Weight, gross	88.6 kg 195.329 lb

Regulatory Compliance/Certifications

Agency	Classification
CHINA-ROHS	Above maximum concentration value
ISO 9001:2015	Designed, manufactured and/or distributed under this quality management system
ROHS	Compliant/Exempted
UK-ROHS	Compliant/Exempted



Included Products

BSAMNT-4	–	Wide Profile Antenna Downtilt Mounting Kit for 2.4 - 4.5 in (60 - 115 mm) OD round members. Kit contains one scissor top bracket set and one bottom bracket set.
BSAMNT-M4	–	Middle Downtilt Mounting Kit for Long Antennas for 2.4 - 4.5 in (60 - 115 mm) OD round members. Kit contains one scissor bracket set.

EGRZZHHTTV4-65D-R8

* Footnotes

Performance Note Severe environmental conditions may degrade optimum performance

BSAMNT-4



Wide Profile Antenna Downtilt Mounting Kit for 2.4 - 4.5 in (60 - 115 mm) OD round members. Kit contains one scissor top bracket set and one bottom bracket set.

Product Classification

Product Type Downtilt mounting kit

General Specifications

Application Outdoor

Color Silver

Dimensions

Compatible Diameter, maximum 115 mm | 4.528 in

Compatible Diameter, minimum 60 mm | 2.362 in

Weight, net 6.5 kg | 14.33 lb

Material Specifications

Material Type Galvanized steel

Packaging and Weights

Included Brackets | Hardware

Packaging quantity 1

Regulatory Compliance/Certifications

Agency	Classification
CHINA-ROHS	Below maximum concentration value
ISO 9001:2015	Designed, manufactured and/or distributed under this quality management system
REACH-SVHC	Compliant as per SVHC revision on www.andrew.com/ProductCompliance
ROHS	Compliant
UK-ROHS	Compliant



BSAMNT-M4



Middle Downtilt Mounting Kit for Long Antennas for 2.4 - 4.5 in (60 - 115 mm) OD round members. Kit contains one scissor bracket set.

Product Classification

Product Type Downtilt mounting kit

General Specifications

Application Outdoor

Color Silver

Dimensions

Compatible Diameter, maximum 115 mm | 4.528 in

Compatible Diameter, minimum 60 mm | 2.362 in

Weight, net 4.6 kg | 10.141 lb

Material Specifications

Material Type Galvanized steel

Packaging and Weights

Included Brackets | Hardware

Packaging quantity 1

Regulatory Compliance/Certifications

Agency	Classification
CHINA-ROHS	Below maximum concentration value
ISO 9001:2015	Designed, manufactured and/or distributed under this quality management system
REACH-SVHC	Compliant as per SVHC revision on www.andrew.com/ProductCompliance
ROHS	Compliant
UK-ROHS	Compliant

