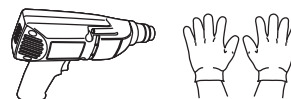


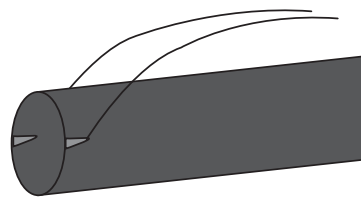
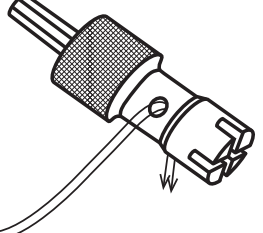
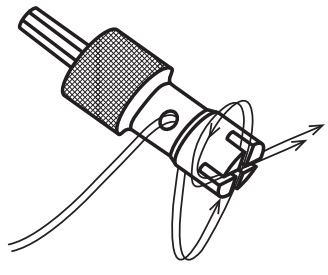
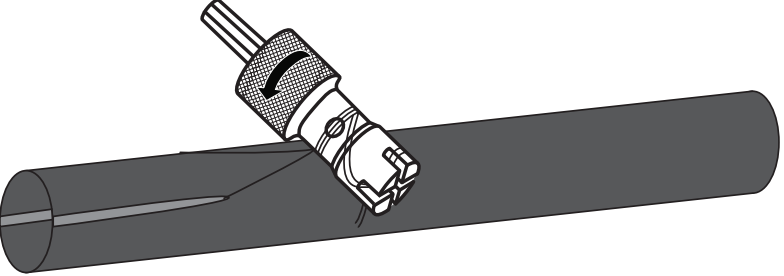


FA-RCRT-PD Cable Splitting Tool for HELIAX[®] Solutions

Bulletin 7688055 Revision B Page 1 of 1



Tool can be used with
a drill or by hand

<p>1</p>  <p>Make 2 notches in the aluminum shielding next to the Teflon rip cords located 180° from each other.</p>	<p>2</p>  <p>Place rip cords into the notches.</p>	<p>3</p>  <p>Thread rip cord thru hole in the center of the tool.</p>
<p>4</p>  <p>Cross rip cord in the end of tool to hold it secure while splitting the cable.</p>	<p>5</p>  <p>Using a 3/8" to 1/2" chuck drill, slowly walk the tool down the cable while turning it clockwise at a low RPM. Tool can be pulled by hand. Be sure to keep excess rip cord taut.</p>	

ANDREW an Amphenol company
2601 Telecom Parkway, Richardson, Texas, 75082, USA
www.andrew.com

Technical Support
+1 888 297 6433, Option 3 (Toll Free US and Canada)
awpnarsupport@andrew.com

Notice: ANDREW disclaims any liability or responsibility for the results of improper or unsafe installation, inspection, maintenance, or removal practices.

Aviso: ANDREW no acepta ninguna obligación ni responsabilidad como resultado de prácticas incorrectas o peligrosas de instalación, inspección, mantenimiento o retiro.

Avis: ANDREW décline toute responsabilité pour les conséquences de procédures d'installation, d'inspection, d'entretien ou de retrait incorrectes ou dangereuses.

Hinweis: ANDREW lehnt jede Haftung oder Verantwortung für Schäden ab, die aufgrund unsachgemäßer Installation, Überprüfung, Wartung oder Demontage auftreten.

Atenção: A ANDREW abdica do direito de toda responsabilidade pelos resultados de práticas inadequadas e sem segurança de instalação, inspeção, manutenção ou remoção.

Avvertenza: ANDREW declina eventuali responsabilità derivanti dall'esecuzione di procedure di installazione, ispezione, manutenzione e smontaggio improprie o poco sicure.

注意: ANDREW 公司申明對於不恰當或不安全的安裝、檢驗、維修或拆卸操作所導致的後果不負任何義務和責任

©2025 ANDREW, an Amphenol company. All rights reserved. Amphenol and ANDREW are registered trademarks of Amphenol and/or its affiliates in the U.S. and other countries. All product names, trademarks and registered trademarks are property of their respective owners.

