


Universal SnapStak® Snap-in Hangers

for HELIAX® Cables

Bulletin 7722311 Rev. F Page 1 of 1

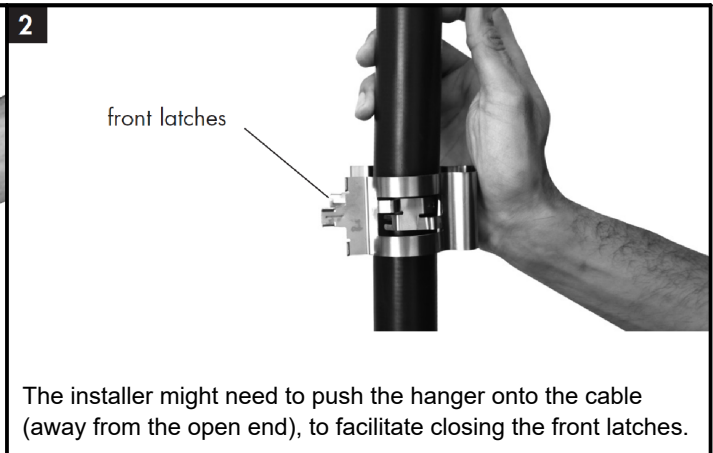
1



flex section fingers

Position hanger onto the cable. Ensure four fingers of the flex section are on the cable. **NOTE: Make sure cable is straight.**


2



front latches


The installer might need to push the hanger onto the cable (away from the open end), to facilitate closing the front latches.

3




PROPERLY ALIGNED. Cable is centered within the round hanger body for easy squeezing.

4



The front latches of the hanger should be squeezed to fit into the 3/4" hole.

5



Insert front latches into the 3/4" hole and release.

Part Number	Cable Diameter Range (mm)	Maximum stack height per cable type			
		Coax	Fiber	Power	Hybrid
SSH-M	14 to 25	2	2	2	2
SSH-XL	36 to 51	2	2	2	2

NOTE: Please ensure that all four fingers of flex section are firmly placed on the cable jacket after installation. Adjust cable in hanger to make sure it is positioned properly.

ANDREW an Amphenol company

2601 Telecom Parkway, Richardson, Texas, 75082, USA
www.andrew.com

Notice: ANDREW disclaims any liability or responsibility for the results of improper or unsafe installation, inspection, maintenance, or removal practices.

Aviso: ANDREW no acepta ninguna obligación ni responsabilidad como resultado de prácticas incorrectas o peligrosas de instalación, inspección, mantenimiento o retiro.

Avis : ANDREW décline toute responsabilité pour les conséquences de procédures d'installation, d'inspection, d'entretien ou de retrait incorrectes ou dangereuses.

Hinweis: ANDREW lehnt jede Haftung oder Verantwortung für Schäden ab, die aufgrund unsachgemäßer Installation, Überprüfung, Wartung oder Demontage auftreten.

Atenção: A ANDREW abdica do direito de toda responsabilidade pelos resultados de práticas inadequadas e sem segurança de instalação, inspeção, manutenção ou remoção.

Avvertenza: ANDREW declina eventuali responsabilità derivanti dall'esecuzione di procedure di installazione, ispezione, manutenzione e smontaggio improprie o poco sicure.

注意: ANDREW 公司申明對於不恰當或不安全的安裝、檢驗、維修或拆卸操作所導致的後果不負責任 何義務和責任

©2025 ANDREW, an Amphenol company. All rights reserved. Amphenol and ANDREW are registered trademarks of Amphenol and/or its affiliates in the U.S. and other countries. All product names, trademarks and registered trademarks are property of their respective owners.

Technical Support

+1 888 297 6433, Option 3 (Toll Free US and Canada)
awpnarsupport@andrew.com