


VHLP4-18-DET/C



1.2 m | 4 ft ValuLine® High Performance Low Profile Antenna, single-polarized, 17.700–19.700 GHz, OEM custom flange, white antenna, flexible woven polymer gray radome without flash, standard pack—one-piece reflector

Product Classification

Product Type	Microwave antenna
Product Brand	ValuLine®

General Specifications

Antenna Type	VHLP - ValuLine® High Performance Low Profile Antenna, single-polarized
Polarization	Single
Antenna Input	Custom
Antenna Color	White
Reflector Construction	One-piece reflector
Radome Color	Gray
Radome Material	Polymer
Flash Included	No

Dimensions

Diameter, nominal	1.2 m 4 ft
-------------------	--------------

Electrical Specifications

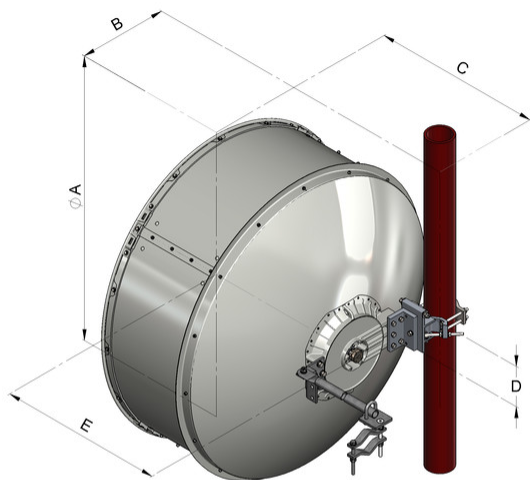
Operating Frequency Band	17.700 – 19.700 GHz
Gain, Low Band	44.4 dBi
Gain, Mid Band	44.7 dBi
Gain, Top Band	44.9 dBi
Boresite Cross Polarization Discrimination (XPD)	30 dB
Front-to-Back Ratio	73 dB
Beamwidth, Horizontal	0.9 °
Beamwidth, Vertical	0.9 °
Return Loss	17.7 dB

VHLP4-18-DET/C

VSWR	1.3
Radiation Pattern Envelope Reference (RPE)	7061C
Electrical Compliance	Brazil Anatel Class 2 Canada SRSP 317.8 Part A ETSI 302 217 Class 3 US FCC Part 101A

VHLP4-18-DET/C

Antenna Dimensions and Mounting Information



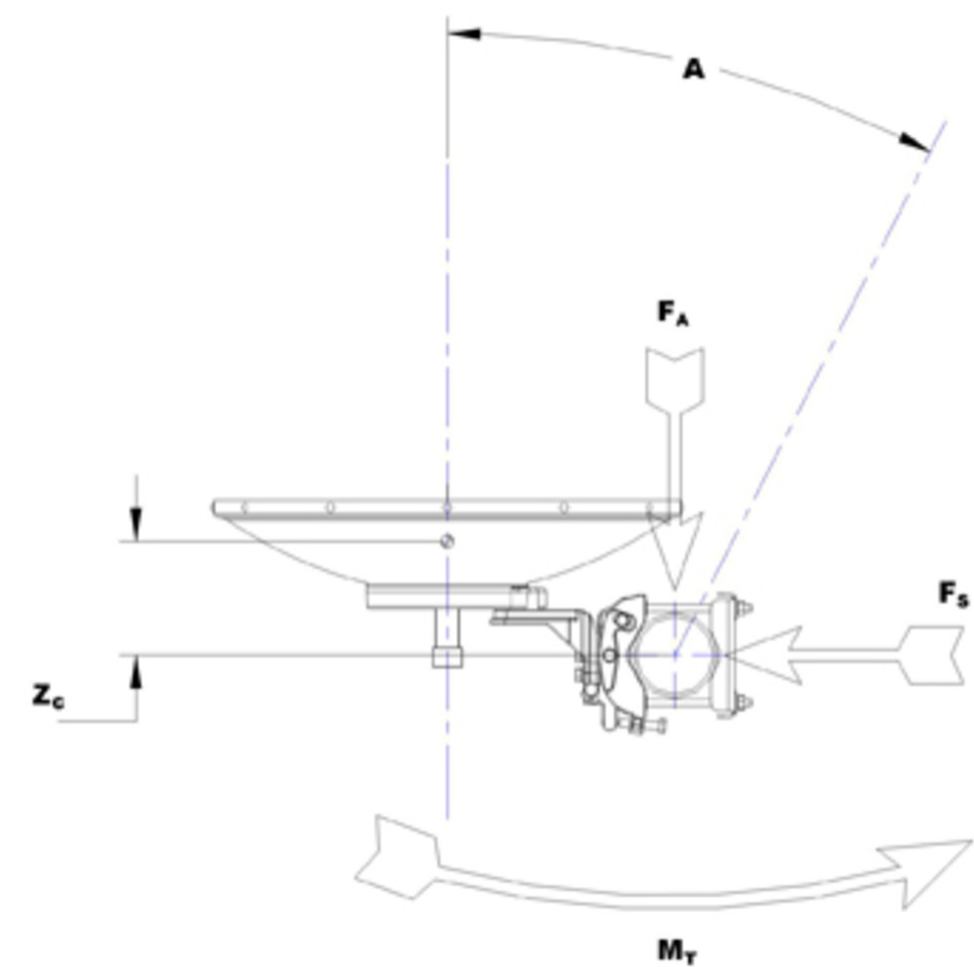
Dimensions in inches (mm)					
Antenna size, ft (m)	A	B	C	D	E
4 (1.2)	50.8 (1291)	16 (407)	30.2 (767)	7.2 (183)	29.5 (748)

Wind Forces at Wind Velocity Survival Rating

Axial Force (FA)	5326 N 1,197.333 lbf
Side Force (FS)	2638 N 593.046 lbf
Twisting Moment (MT)	2162 N-m 19,135.312 in lb
Force on Inboard Strut Side	2862 N 643.403 lbf
Zcg without Ice	43 mm 1.693 in
Zcg with 1/2 in (12 mm) Radial Ice	284 mm 11.181 in
Weight with 1/2 in (12 mm) Radial Ice	74 kg 163.142 lb

VHLP4-18-DET/C

Wind Forces at Wind Velocity Survival Rating Image



Packaging and Weights

Height, packed	1520 mm 59.843 in
Width, packed	380 mm 14.961 in
Length, packed	1360 mm 53.543 in
Packaging Type	Standard pack
Volume	0.8 m³ 28.252 ft³
Weight, gross	59 kg 130.073 lb
Weight, net	32 kg 70.548 lb

* Footnotes

VHLP4-18-DET/C

Operating Frequency Band	Bands correspond with CCIR recommendations or common allocations used throughout the world. Other ranges can be accommodated on special order.
Gain, Mid Band	For a given frequency band, gain is primarily a function of antenna size. The gain of Andrew antennas is determined by either gain by comparison or by computer integration of the measured antenna patterns.
Boresite Cross Polarization Discrimination (XPD)	The difference between the peak of the co-polarized main beam and the maximum cross-polarized signal over an angle twice the 3 dB beamwidth of the co-polarized main beam.
Front-to-Back Ratio	Denotes highest radiation relative to the main beam, at $180^{\circ} \pm 40^{\circ}$, across the band. Production antennas do not exceed rated values by more than 2 dB unless stated otherwise.
Return Loss	The figure that indicates the proportion of radio waves incident upon the antenna that are rejected as a ratio of those that are accepted.
VSWR	Maximum; is the guaranteed Peak Voltage-Standing-Wave-Ratio within the operating band.
Radiation Pattern Envelope Reference (RPE)	Radiation patterns define an antenna's ability to discriminate against unwanted signals. Under still dry conditions, production antennas will not have any peak exceeding the current RPE by more than 3dB, maintaining an angular accuracy of $\pm 1^{\circ}$ throughout
Axial Force (FA)	Maximum forces exerted on a supporting structure as a result of wind from the most critical direction for this parameter. The individual maximums specified may not occur simultaneously. All forces are referenced to the mounting pipe.
Side Force (FS)	Maximum side force exerted on the mounting pipe as a result of wind from the most critical direction for this parameter. The individual maximums specified may not occur simultaneously. All forces are referenced to the mounting pipe.
Twisting Moment (MT)	Maximum forces exerted on a supporting structure as a result of wind from the most critical direction for this parameter. The individual maximums specified may not occur simultaneously. All forces are referenced to the mounting pipe.
Packaging Type	Andrew standard packing is suitable for export. Antennas are shipped as standard in totally recyclable cardboard or wire-bound crates (dependent on product). For your convenience, Andrew offers heavy duty export packing options.