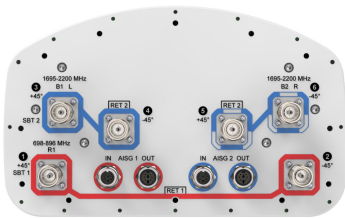


# NHH-65C-HG-R2B



6-port Next Generation High Performance sector antenna, 2x 698–896 and 4x 1695–2200 MHz, 65° HPBW, 2x RET

- Antenna optimized for higher gain with improved radiation efficiency
- Designed to reduce SUB 1 alarm triggers with pattern consistency between low band and mid band
- Enhanced interference mitigation for improved SINR and throughput
- Interleaved dipole technology results into an attractive, low wind load mechanical package
- Internal SBTs allow remote RET control from the radio over the RF jumper cable
- Powered by ANDREW’s next generation high-efficiency SEED® technology

## General Specifications

Antenna Type	Sector
Band	Multiband
Color	Light Gray (RAL 7035)
Grounding Type	RF connector body grounded to reflector and mounting bracket
Performance Note	Outdoor usage
Radome Material	Fiberglass, UV resistant
Radiator Material	Copper   Low loss circuit board
Reflector Material	Aluminum
RF Connector Interface	4.3-10 Female
RF Connector Location	Bottom
RF Connector Quantity, mid band	4
RF Connector Quantity, low band	2
RF Connector Quantity, total	6

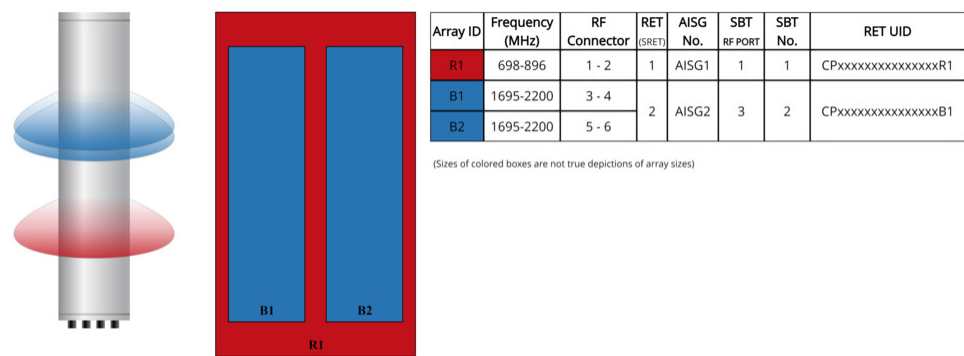
## Remote Electrical Tilt (RET) Information

RET Hardware	CommRET v2
RET Interface	8-pin DIN Female   8-pin DIN Male
RET Interface, quantity	2 female   2 male
Input Voltage	10–30 Vdc
Internal Bias Tee	Port 1   Port 3
Internal RET	Low band (1)   Mid band (1)
Power Consumption, active state, maximum	10 W

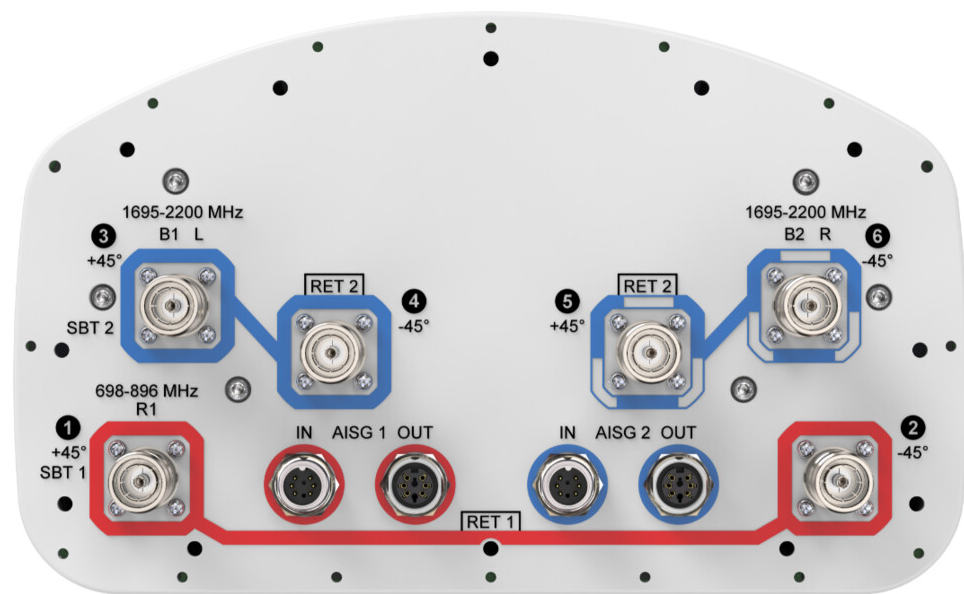
# NHH-65C-HG-R2B

Power Consumption, idle state, maximum	2 W
Protocol	3GPP/AISG 2.0 (Single RET)
Dimensions	
Width	301 mm   11.85 in
Depth	180 mm   7.087 in
Length	2438 mm   95.984 in
Net Weight, antenna only	24.4 kg   53.793 lb

## Array Layout



## Port Configuration



# NHH-65C-HG-R2B

## Electrical Specifications

Impedance	50 ohm
Operating Frequency Band	1695 – 2200 MHz   698 – 896 MHz
Polarization	±45°

## Electrical Specifications

	R1	R1	B1,B2	B1,B2	B1,B2
Frequency Band, MHz	698–798	824–896	1695–1880	1850–1990	1920–2200
RF Port	1,2	1,2	3,4,5,6	3,4,5,6	3,4,5,6
Gain, dBi	17	17.3	19.1	19.3	19.8
Beamwidth, Horizontal, degrees	65	60	66	65	63
Beamwidth, Vertical, degrees	8.7	7.7	5.2	4.9	4.7
Beam Tilt, degrees	0–11	0–11	0–7	0–7	0–7
USLS (First Lobe), dB	16	16	17	18	18
Front-to-Back Ratio at 180°, dB	30	31	37	35	37
Isolation, Cross Polarization, dB	25	25	25	25	25
VSWR   Return loss, dB	1.5   14.0	1.5   14.0	1.5   14.0	1.5   14.0	1.5   14.0
PIM, 3rd Order, 2 x 20 W, dBc	-153	-153	-153	-153	-153
Input Power per Port at 50°C, maximum, watts	300	300	250	250	250

## Mechanical Specifications

Wind Loading @ Velocity, frontal	393.0 N @ 150 km/h (88.3 lbf @ 150 km/h)
Wind Loading @ Velocity, lateral	330.0 N @ 150 km/h (74.2 lbf @ 150 km/h)
Wind Loading @ Velocity, maximum	757.0 N @ 150 km/h (170.2 lbf @ 150 km/h)
Wind Loading @ Velocity, rear	398.0 N @ 150 km/h (89.5 lbf @ 150 km/h)
Wind Speed, maximum	241 km/h (150 mph)

## Packaging and Weights

Width, packed	380 mm   14.961 in
Depth, packed	295 mm   11.614 in
Length, packed	2571 mm   101.221 in

# NHH-65C-HG-R2B

Weight, gross

36.8 kg | 81.13 lb

## Regulatory Compliance/Certifications

Agency	Classification
CHINA-ROHS	Below maximum concentration value
REACH-SVHC	Compliant as per SVHC revision on <a href="http://www.commscope.com/ProductCompliance">www.commscope.com/ProductCompliance</a>
ROHS	Compliant
UK-ROHS	Compliant



## Included Products

BSAMNT-3	–	Wide Profile Antenna Downtilt Mounting Kit for 2.4 - 4.5 in (60 - 115 mm) OD round members. Kit contains one scissor top bracket set and one bottom bracket set.
----------	---	------------------------------------------------------------------------------------------------------------------------------------------------------------------

## \* Footnotes

Performance Note	Severe environmental conditions may degrade optimum performance
------------------	-----------------------------------------------------------------

# BSAMNT-3



Wide Profile Antenna Downtilt Mounting Kit for 2.4 - 4.5 in (60 - 115 mm) OD round members. Kit contains one scissor top bracket set and one bottom bracket set.

## Product Classification

**Product Type** Downtilt mounting kit

## General Specifications

**Application** Outdoor

**Color** Silver

## Dimensions

**Compatible Diameter, maximum** 115 mm | 4.528 in

**Compatible Diameter, minimum** 60 mm | 2.362 in

**Weight, net** 6.2 kg | 13.669 lb

## Material Specifications

**Material Type** Galvanized steel

## Packaging and Weights

**Included** Brackets | Hardware

**Packaging quantity** 1

**Weight, gross** 6.4 kg | 14.11 lb

## Regulatory Compliance/Certifications

Agency	Classification
CE	Compliant with the relevant CE product directives
CHINA-ROHS	Below maximum concentration value
ISO 9001:2015	Designed, manufactured and/or distributed under this quality management system
REACH-SVHC	Compliant as per SVHC revision on <a href="http://www.andrew.com/ProductCompliance">www.andrew.com/ProductCompliance</a>
ROHS	Compliant
UK-ROHS	Compliant

